

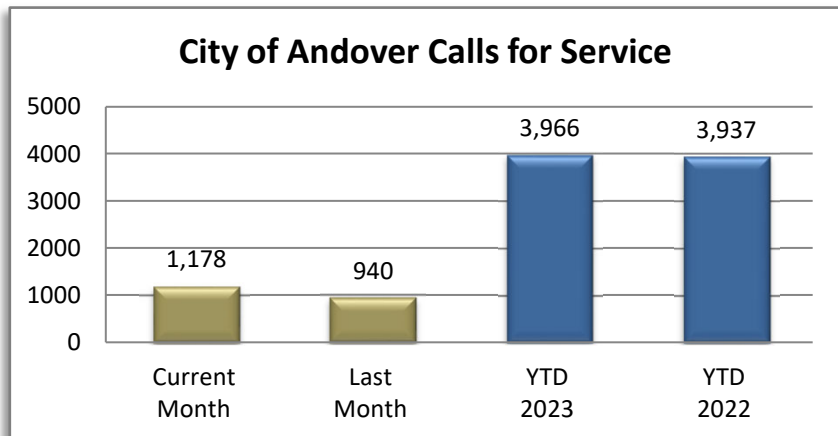
PATROL DIVISION

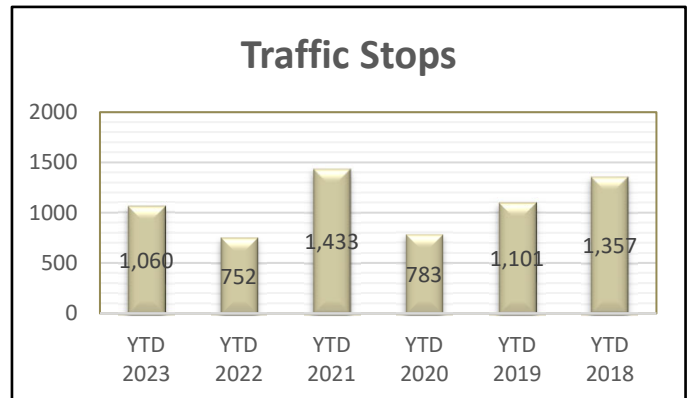
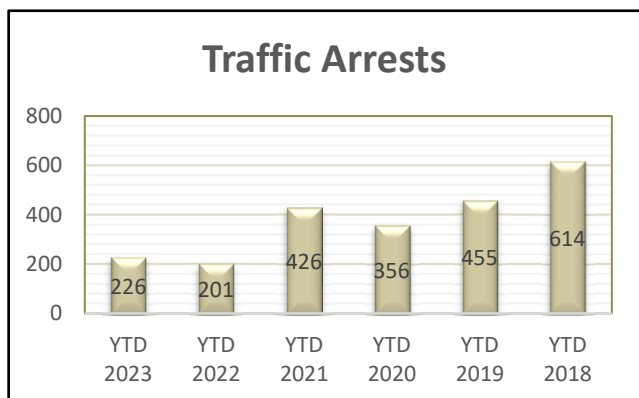
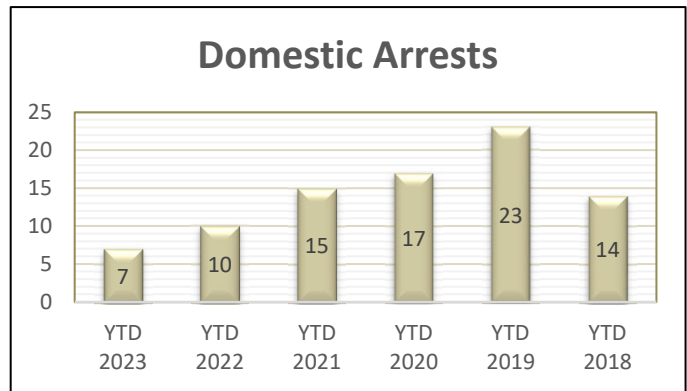
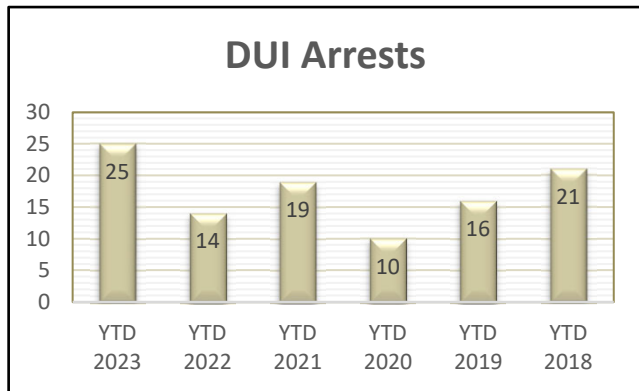
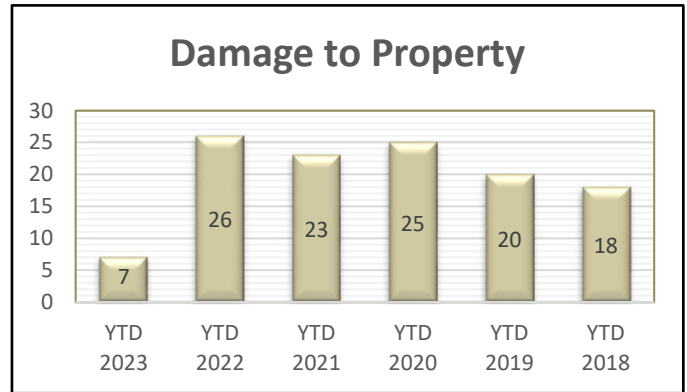
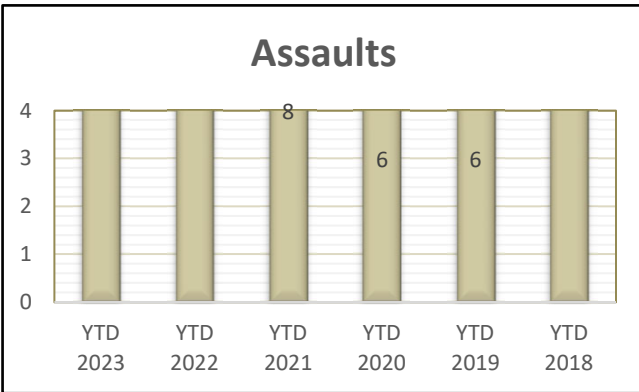


CITY OF ANDOVER - APRIL 2023

OFFENSE	JAN	FEB	MAR	APR	MAY	JUN	JUL	AUG	SEP	OCT	NOV	DEC	YTD 2023	YTD 2022
Call for Service	949	899	940	1,178									3,966	3,937
Burglaries	1	1	1	1									4	6
Thefts	26	18	21	24									89	132
Crim Sex	2	1	1	2									6	6
Assault	1	6	4	5									16	12
Dam to Property	6	0	0	1									7	26
Harass Comm	0	0	0	0									0	2
PI Accidents	9	9	3	6									27	
PD Accidents	48	39	33	36									156	
Medical	75	145	125	143									488	
Animal Complaint	33	38	52	50									173	
Alarms	37	26	27	29									119	
Felony Arrests	10	7	6	7									30	16
GM Arrests	8	7	7	6									28	10
Misd Arrests	10	6	19	14									49	70
DUI Arrests	6	5	8	6									25	14
Domestic Arrest	0	2	3	2									7	10
Warrant Arrest	5	3	13	8									29	29
Traffic Stops	219	214	323	304									1,060	
Traffic Arrests	44	56	66	60									226	201

DUI Offenses:

Day of Week:	Sunday	Monday	Tuesday	Wednesday	Thursday	Friday	Saturday
Time:	1:27 AM	12:33 AM	1:10 AM			4:31 PM	6:55 PM
							4:10 AM





ANOKA COUNTY SHERIFF'S OFFICE MONTHLY REPORT

PATROL DIVISION

CITY OF ANDOVER CSO'S ACTIVITY - JANUARY - APRIL 2023

OFFENSE	JAN	FEB	MAR	APR	MAY	JUN	JUL	AUG	SEP	OCT	NOV	DEC	YTD 2023	YTD 2022
Call for Service	84	128	155	188									555	245
Accident Assist	7	12	5	11									35	23
Vehicle Lock Out	11	22	12	10									55	27
Extra Patrol	7	5	17	15									44	84
House Check	0	0	0	0									0	0
Business Check	0	0	0	0									0	0
Animal Complaints	15	21	20	29									85	48
Traffic Assist	0	0	0	2									2	7
Aids: Agency	1	0	0	0									1	93
Aids: Public	50	65	99	116									330	117
Paper Service	0	0	0	0									0	0
Inspections	0	0	0	0									0	0
Ordinance Viol	0	3	2	5									10	16

