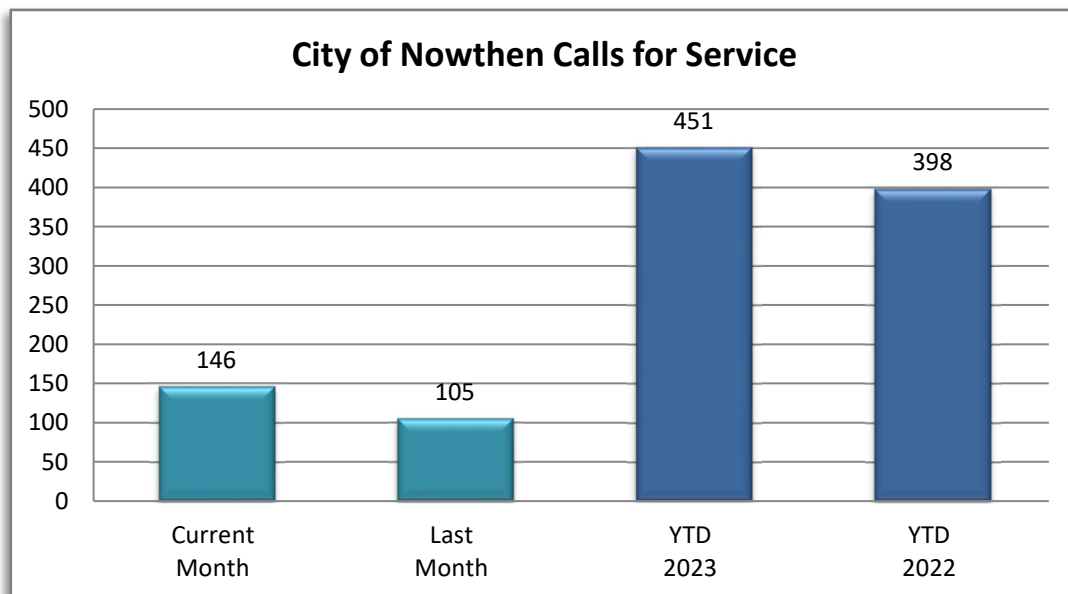
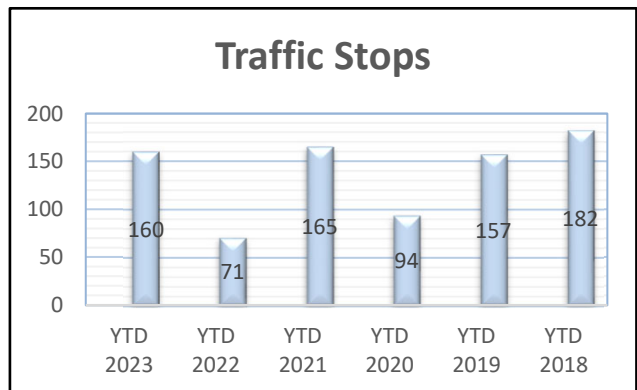
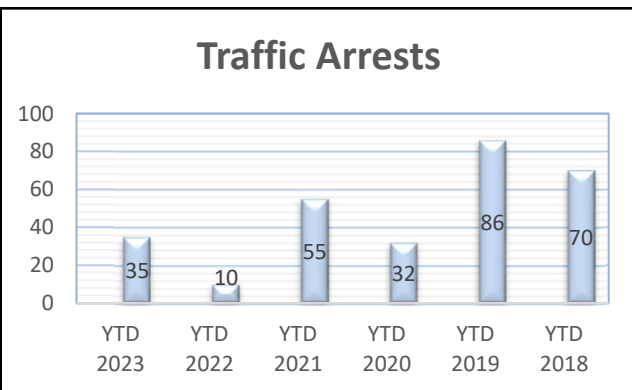
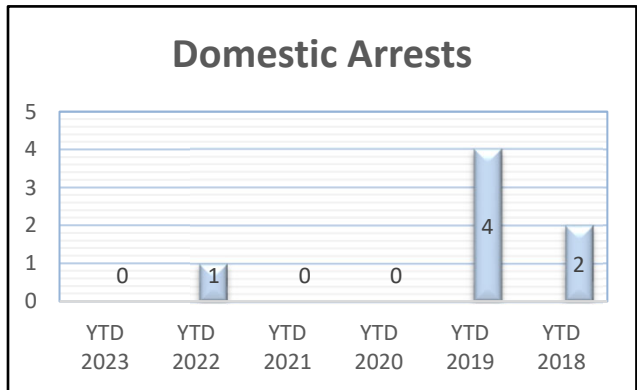
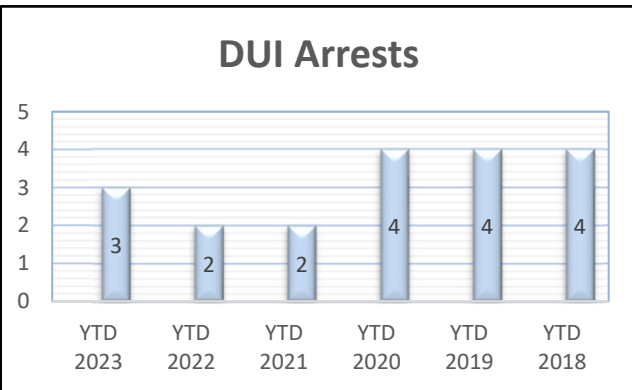

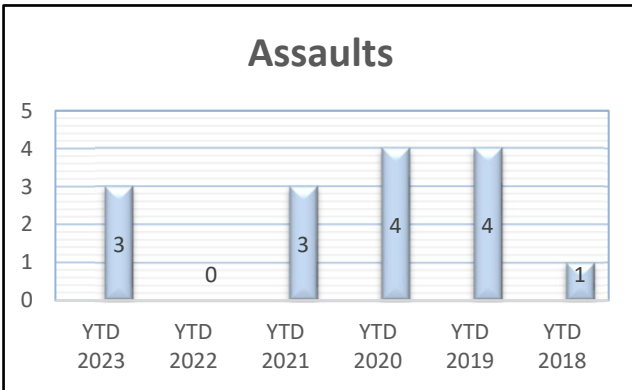




OFFENSE	JAN	FEB	MAR	APR	MAY	JUN	JUL	AUG	SEP	OCT	NOV	DEC	YTD 2023	YTD 2022
Call for Service	118	82	105	146									451	398
Burglaries	0	1	0	2									3	1
Thefts	2	1	2	1									6	7
Crim Sex Conduct	0	0	0	0									0	0
Assault	0	0	0	3									3	0
Dam to Property	0	0	0	0									0	3
Harass Comm	0	0	0	0									0	0
PI Accidents	3	2	1	2									8	4
PD Accidents	7	4	6	5									22	15
Felony Arrests	0	3	0	1									4	0
Gross Misd Arrests	0	1	2	1									4	0
Misd Arrests	1	0	5	5									11	2
DUI Arrests	0	1	2	0									3	2
Domestic Arrests	0	0	0	0									0	1
Warrant Arrests	1	1	1	0									3	1
Traffic Stop	52	26	40	42									160	71
Traffic Arrests	9	9	10	7									35	10





OFFENSE	JAN	FEB	MAR	APR	MAY	JUN	JUL	AUG	SEP	OCT	NOV	DEC	YTD 2023	YTD 2022
Bar None Facility	3	1	3	5									12	15
Alarms	3	6	3	5									17	21
Animal Complaints	9	8	5	16									38	29
Fire	1	0	1	0									2	2
MV Complaints	0	0	0	0									0	0
Medicals	11	11	12	13									47	56
Ordinance	1	0	0	0									1	4
2023 TOTALS	28	26	24	39	0	0	0	0	0	0	0	0	117	127

