


**PATROL DIVISION**

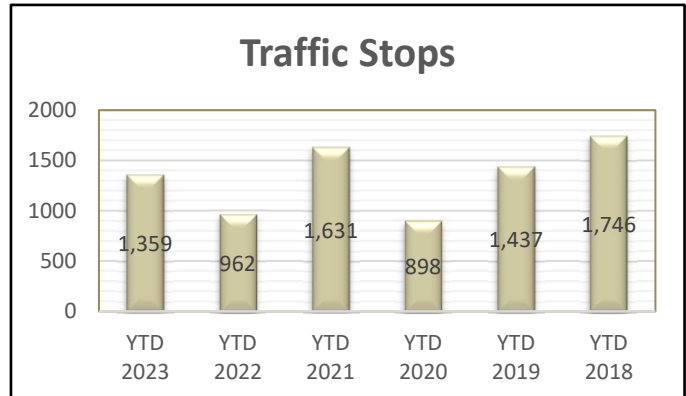
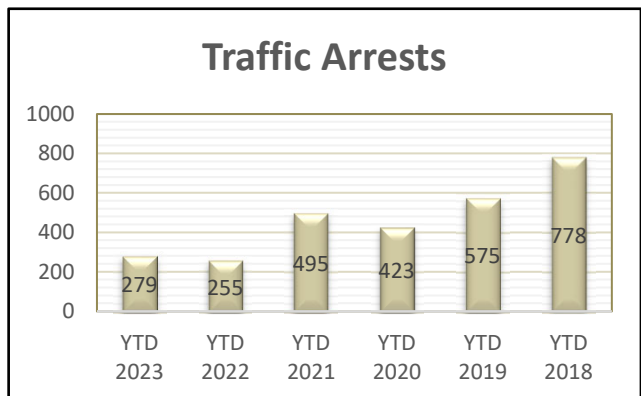
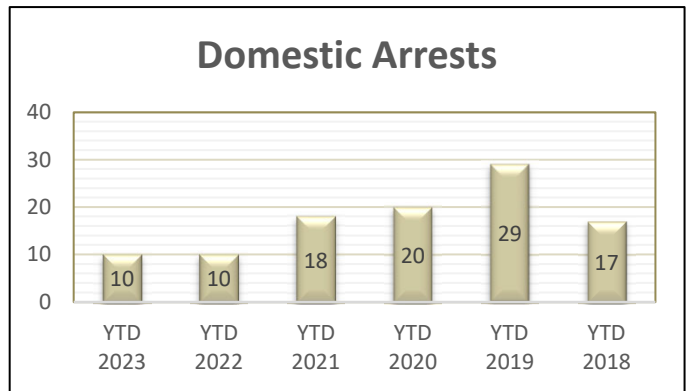
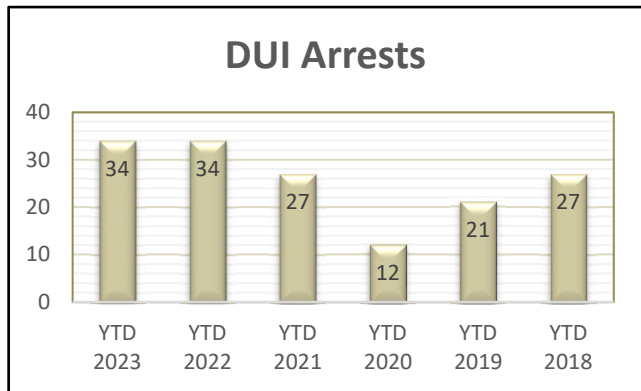
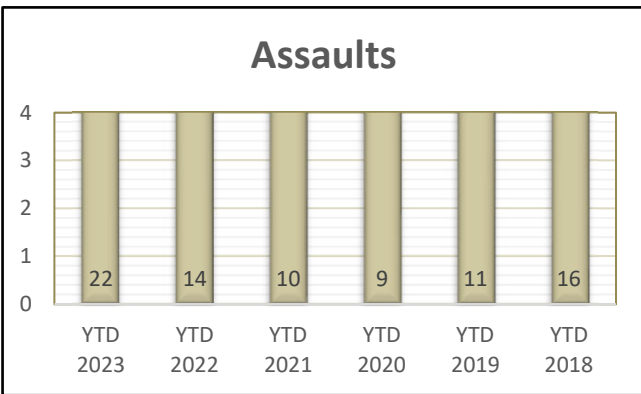

**CITY OF ANDOVER - MAY 2023**

OFFENSE	JAN	FEB	MAR	APR	MAY	JUN	JUL	AUG	SEP	OCT	NOV	DEC	YTD 2023	YTD 2022
Call for Service	949	899	940	1,178	1,284								5,250	5,079
Burglaries	1	1	1	1	2								6	7
Thefts	26	18	21	24	22								111	164
Crim Sex	2	1	1	2	1								7	8
Assault	1	6	4	5	6								22	14
Dam to Property	6	0	0	1	4								11	32
Harass Comm	0	0	0	0	0								0	4
PI Accidents	9	9	3	6	11								38	28
PD Accidents	48	39	33	36	39								195	202
Medical	75	145	125	143	135								623	660
Animal Complain	33	38	52	50	69								242	229
Alarms	37	26	27	29	39								158	169
Felony Arrests	10	7	6	7	8								38	16
GM Arrests	8	7	7	6	10								38	14
Misd Arrests	10	6	19	14	25								74	86
DUI Arrests	6	5	8	6	9								34	17
Domestic Arrest	0	2	3	2	3								10	14
Warrant Arrest	5	3	13	8	6								35	34
Traffic Stops	219	214	323	304	299								1,359	962
Traffic Arrests	44	56	66	60	53								279	255

**DUI Offenses:**

Day of Week:	Sunday	Monday	Tuesday	Wednesday	Thursday	Friday	Saturday
Time:		1:49 AM	2:31 AM			11:06 PM	5:27 PM
		11:00 AM					1:52 AM
		9:05 PM					12:40 AM
							12:04 AM





# ANOKA COUNTY SHERIFF'S OFFICE MONTHLY REPORT

PATROL DIVISION

CITY OF ANDOVER CSO'S ACTIVITY - JANUARY - MAY 2023

OFFENSE	JAN	FEB	MAR	APR	MAY	JUN	JUL	AUG	SEP	OCT	NOV	DEC	YTD 2023	YTD 2022
Call for Service	84	128	155	188	213								768	326
Accident Assist	7	12	5	11	14								49	29
Vehicle Lock Out	11	22	12	10	10								65	37
Extra Patrol	7	5	17	15	5								49	88
House Check	0	0	0	0	0								0	0
Business Check	0	0	0	0	0								0	0
Animal Complaints	15	21	20	29	39								124	81
Traffic Assist	0	0	0	2	1								3	11
Aids: Agency	1	0	0	0	8								9	106
Aids: Public	50	65	99	116	129								459	138
Paper Service	0	0	0	0	0								0	0
Inspections	0	0	0	0	0								0	0
Ordinance Viol	0	3	2	5	7								17	17

