

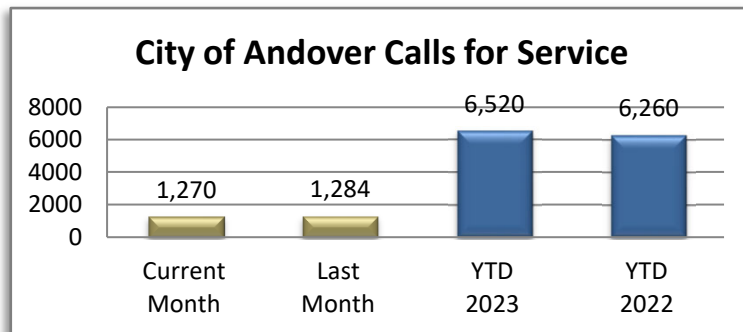
PATROL DIVISION

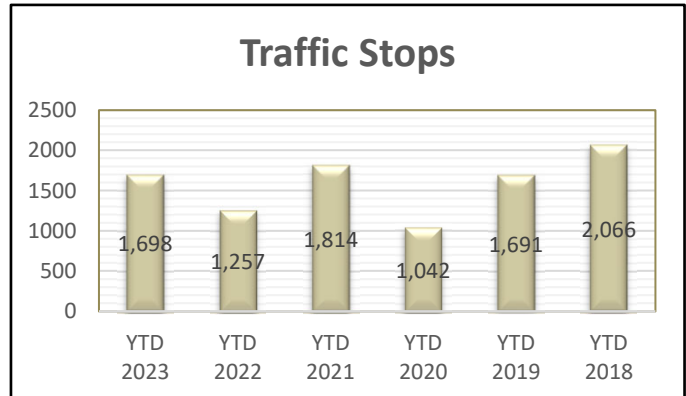
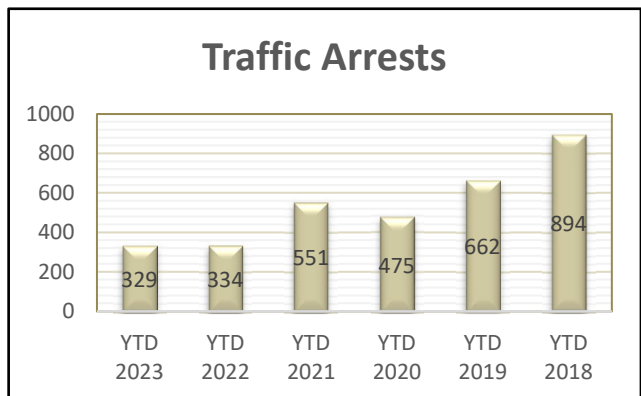
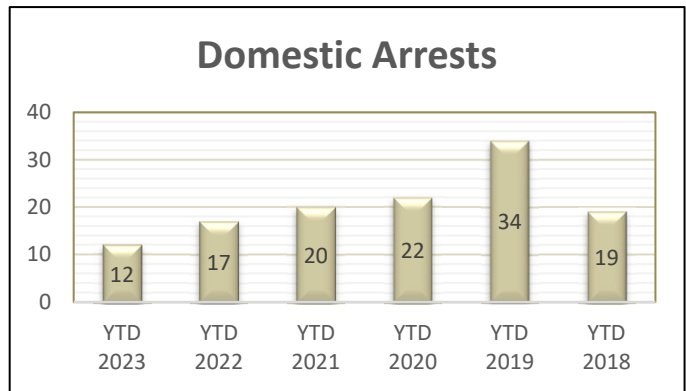
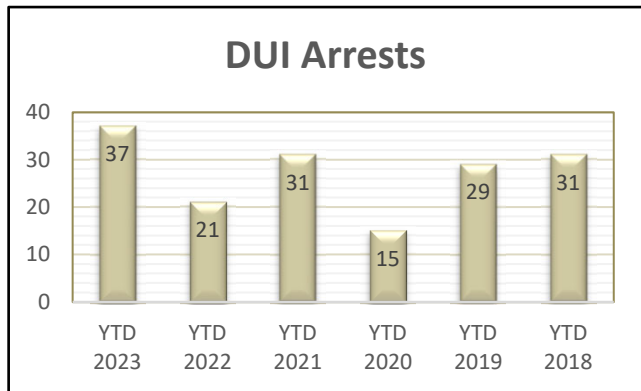

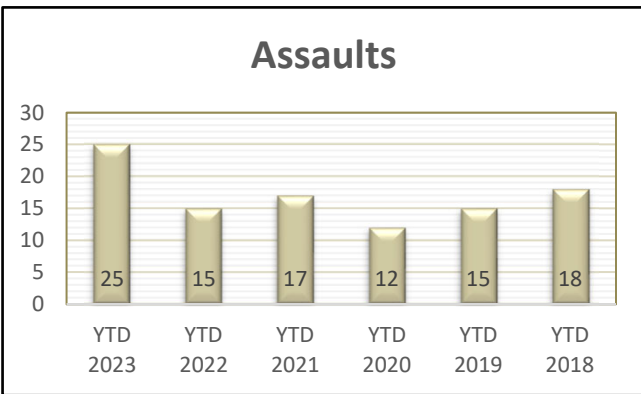

CITY OF ANDOVER - JUNE 2023

OFFENSE	JAN	FEB	MAR	APR	MAY	JUN	JUL	AUG	SEP	OCT	NOV	DEC	YTD 2023	YTD 2022
Call for Service	949	899	940	1,178	1,284	1,270							6,520	6,260
Burglaries	1	1	1	1	2	2							8	7
Thefts	26	18	21	24	22	21							132	191
Crim Sex	2	1	1	2	1	0							7	9
Assault	1	6	4	5	6	3							25	15
Dam to Property	6	0	0	1	4	3							14	41
Harass Comm	0	0	0	0	0	0							0	4
PI Accidents	9	9	3	6	11	8							46	37
PD Accidents	48	39	33	36	39	42							237	245
Medical	75	145	125	143	135	133							756	797
Animal Complain	33	38	52	50	69	53							295	341
Alarms	37	26	27	29	39	34							192	207
Felony Arrests	10	7	6	7	8	7							45	20
GM Arrests	8	7	7	6	10	3							41	18
Misd Arrests	10	6	19	14	25	12							86	103
DUI Arrests	6	5	8	6	9	3							37	21
Domestic Arrest	0	2	3	2	3	2							12	17
Warrant Arrest	5	3	13	8	6	6							41	41
Traffic Stops	219	214	323	304	299	339							1,698	1257
Traffic Arrests	44	56	66	60	53	50							329	334

DUI Offenses:

Day of Week:	Sunday	Monday	Tuesday	Wednesday	Thursday	Friday	Saturday
Time:			12:57 AM				2:01 AM
							1:14 AM





ANOKA COUNTY SHERIFF'S OFFICE MONTHLY REPORT

PATROL DIVISION

CITY OF ANDOVER CSO'S ACTIVITY - JANUARY - JUNE 2023

OFFENSE	JAN	FEB	MAR	APR	MAY	JUN	JUL	AUG	SEP	OCT	NOV	DEC	YTD 2023	YTD 2022
Call for Service	84	128	155	188	213	202							970	403
Accident Assist	7	12	5	11	14	14							63	33
Vehicle Lock Out	11	22	12	10	10	16							81	40
Extra Patrol	7	5	17	15	5	2							51	121
House Check	0	0	0	0	0	0							0	0
Business Check	0	0	0	0	0	0							0	0
Animal Complaints	15	21	20	29	39	44							168	109
Traffic Assist	0	0	0	2	1	0							3	17
Aids: Agency	1	0	0	0	8	6							15	123
Aids: Public	50	65	99	116	129	120							579	170
Paper Service	0	0	0	0	0	0							0	0
Inspections	0	0	0	0	0	0							0	0
Ordinance Viol	0	3	2	5	7	5							22	17

