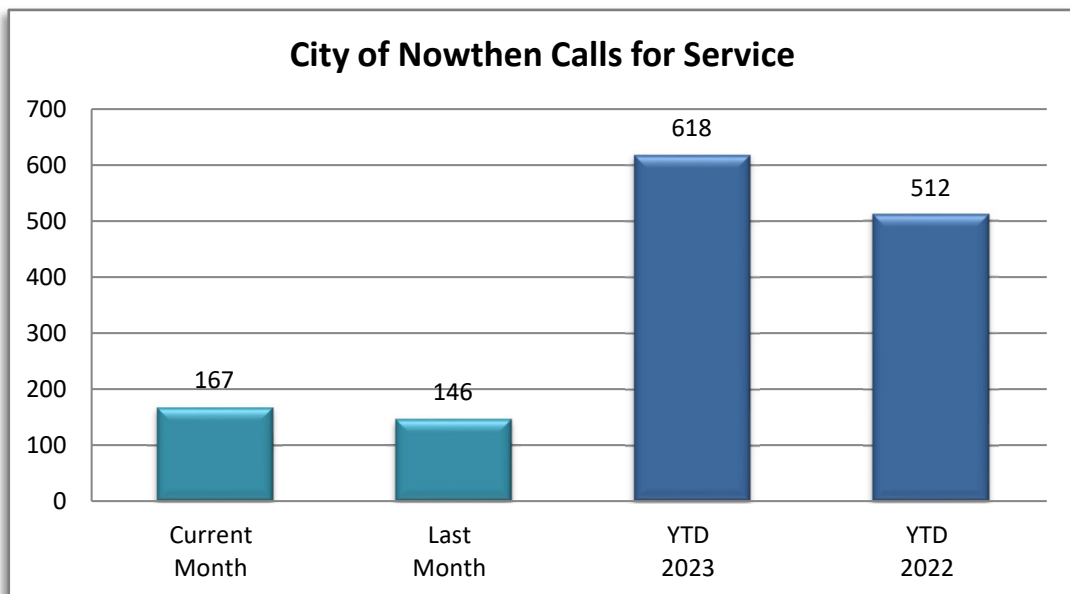
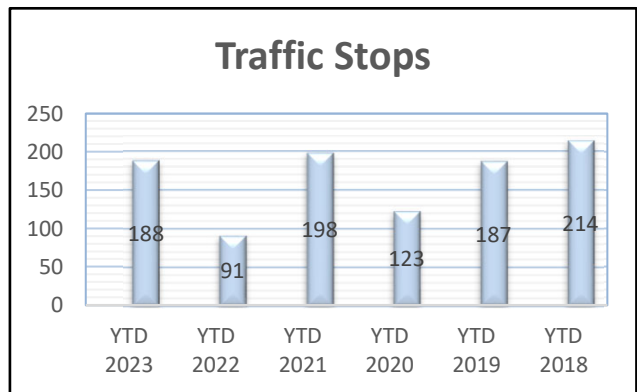
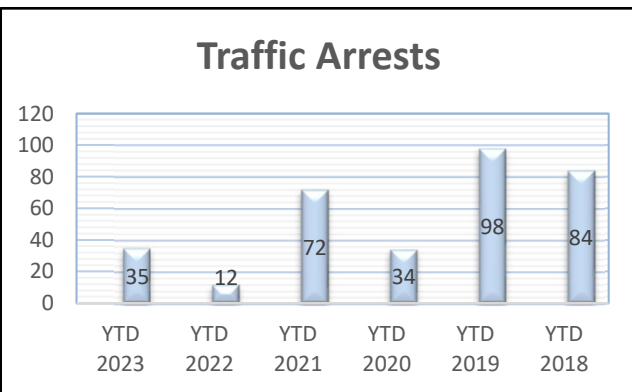
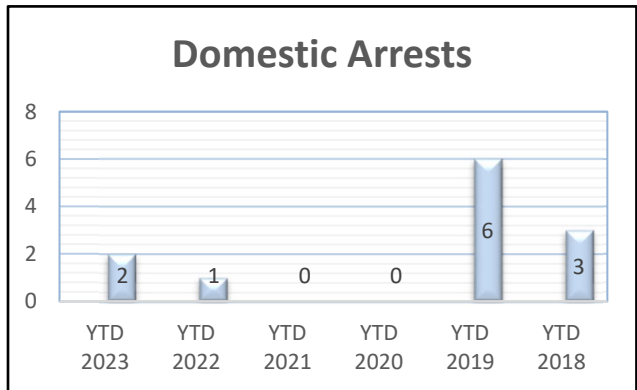
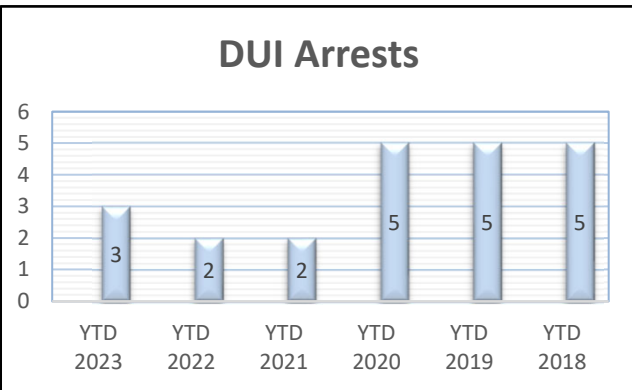

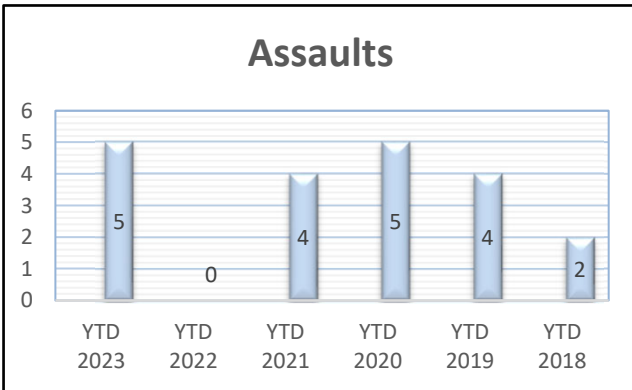




OFFENSE	JAN	FEB	MAR	APR	MAY	JUN	JUL	AUG	SEP	OCT	NOV	DEC	YTD 2023	YTD 2022
Call for Service	118	82	105	146	167								618	512
Burglaries	0	1	0	2	0								3	1
Thefts	2	1	2	1	4								10	8
Crim Sex Conduct	0	0	0	0	0								0	0
Assault	0	0	0	3	2								5	0
Dam to Property	0	0	0	0	0								0	4
Harass Comm	0	0	0	0	0								0	0
PI Accidents	3	2	1	2	2								10	5
PD Accidents	7	4	6	5	4								26	24
Felony Arrests	0	3	0	1	1								5	0
Gross Misd Arrests	0	1	2	1	2								6	1
Misd Arrests	1	0	5	5	1								12	2
DUI Arrests	0	1	2	0	0								3	2
Domestic Arrests	0	0	0	0	2								2	1
Warrant Arrests	1	1	1	0	1								4	4
Traffic Stop	52	26	40	42	28								188	91
Traffic Arrests	9	9	10	7	6								41	12





OFFENSE	JAN	FEB	MAR	APR	MAY	JUN	JUL	AUG	SEP	OCT	NOV	DEC	YTD 2023	YTD 2022
Bar None Facility	3	1	3	5	0								12	18
Alarms	3	6	3	5	2								19	8
Animal Complaints	9	8	5	16	18								56	9
Fire	1	0	1	0	1								3	2
MV Complaints	0	0	0	0	1								1	0
Medicals	11	11	12	13	20								67	71
Ordinance	1	0	0	0	0								1	5
2023 TOTALS	28	26	24	39	42	0	0	0	0	0	0	0	159	113

