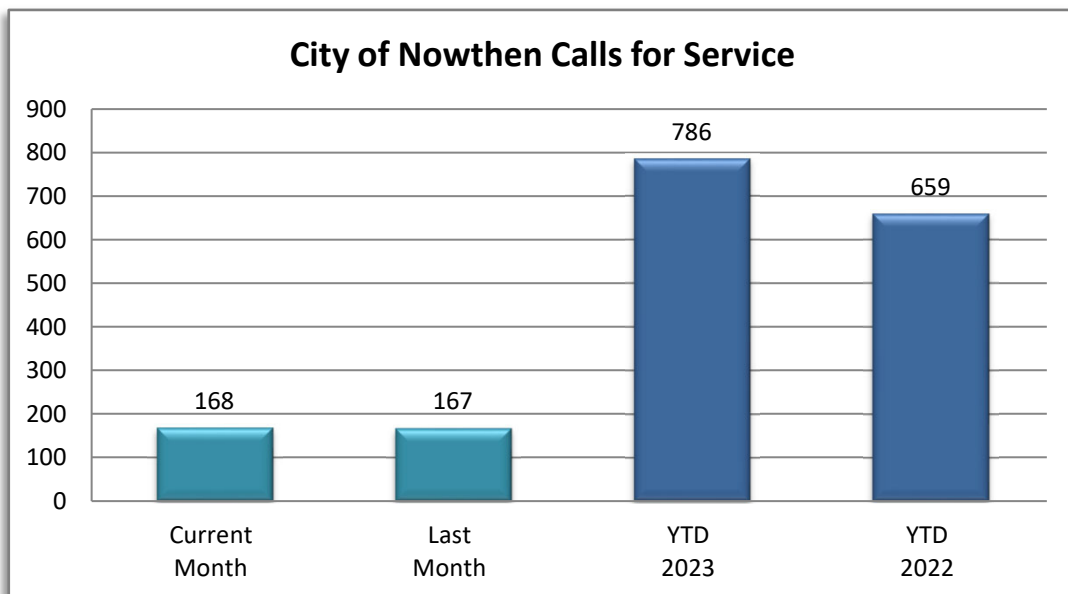
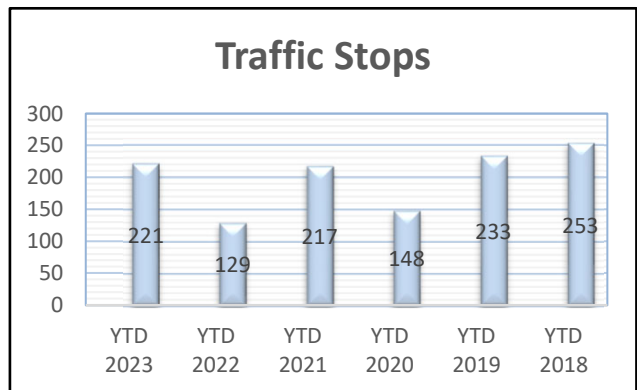
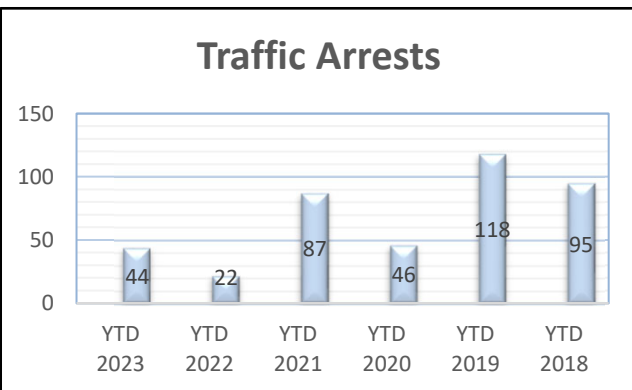
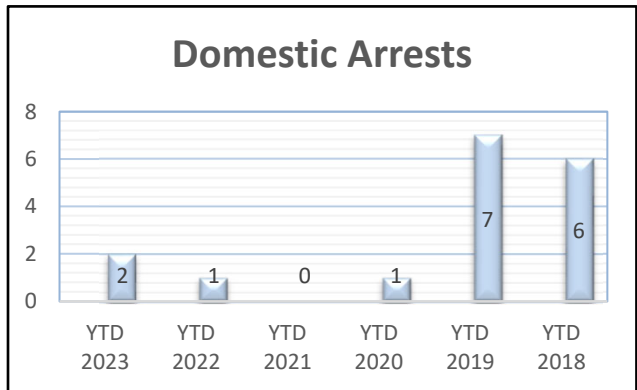
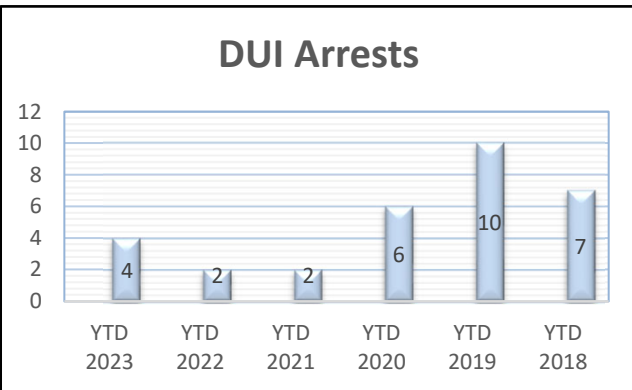
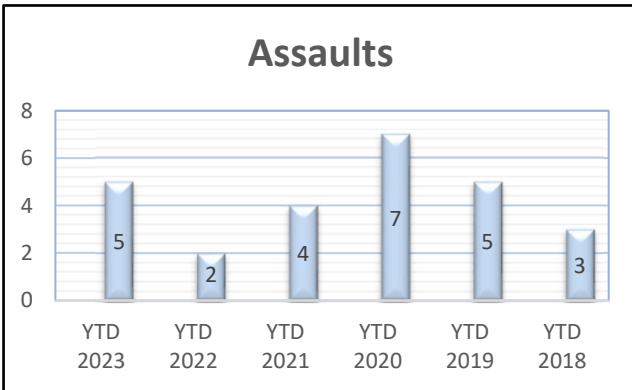
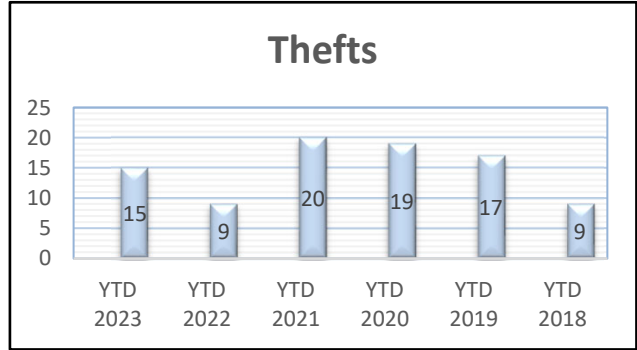



OFFENSE	JAN	FEB	MAR	APR	MAY	JUN	JUL	AUG	SEP	OCT	NOV	DEC	YTD 2023	YTD 2022
Call for Service	118	82	105	146	167	168							786	659
Burglaries	0	1	0	2	0	2							5	1
Thefts	2	1	2	1	4	5							15	9
Crim Sex Conduct	0	0	0	0	0	0							0	0
Assault	0	0	0	3	2	0							5	2
Dam to Property	0	0	0	0	0	0							0	4
Harass Comm	0	0	0	0	0	0							0	0
PI Accidents	3	2	1	2	2	2							12	6
PD Accidents	7	4	6	5	4	4							30	37
Felony Arrests	0	3	0	1	1	0							5	0
Gross Misd Arrests	0	1	2	1	2	1							7	1
Misd Arrests	1	0	5	5	1	3							15	4
DUI Arrests	0	1	2	0	0	1							4	2
Domestic Arrests	0	0	0	0	2	0							2	1
Warrant Arrests	1	1	1	0	1	0							4	5
Traffic Stop	52	26	40	42	28	33							221	129
Traffic Arrests	9	9	10	7	6	3							44	22





OFFENSE	JAN	FEB	MAR	APR	MAY	JUN	JUL	AUG	SEP	OCT	NOV	DEC	YTD 2023	YTD 2022
Bar None Facility	3	1	3	5	0	3							15	19
Alarms	3	6	3	5	2	3							22	32
Animal Complaints	9	8	5	16	18	11							67	53
Fire	1	0	1	0	1	0							3	2
MV Complaints	0	0	0	0	1	0							1	0
Medicals	11	11	12	13	20	12							79	88
Ordinance	1	0	0	0	0	0							1	7
2023 TOTALS	28	26	24	39	42	29	0	0	0	0	0	0	188	201

