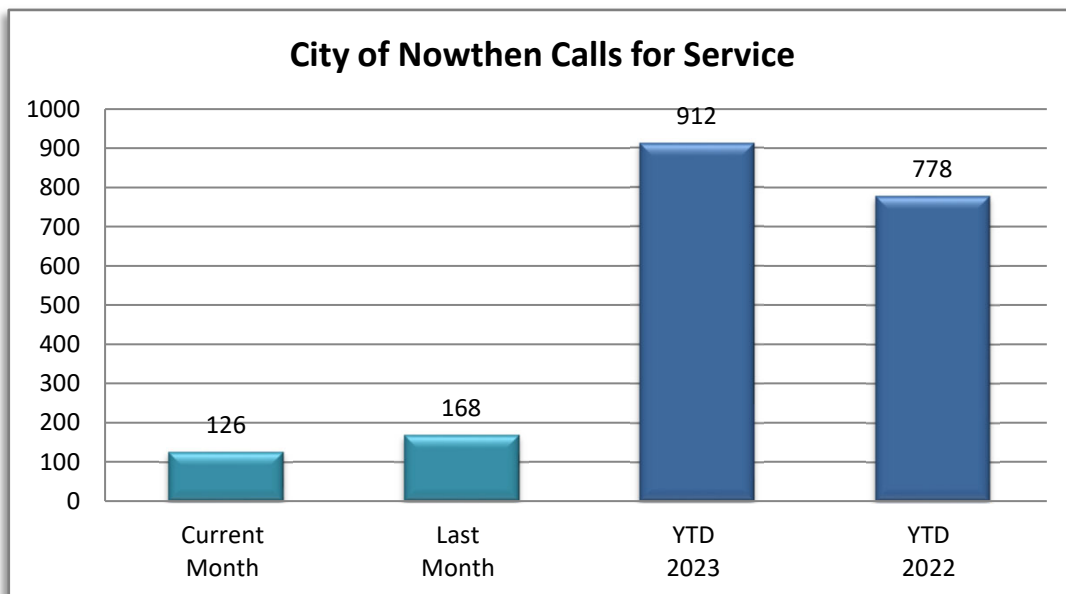
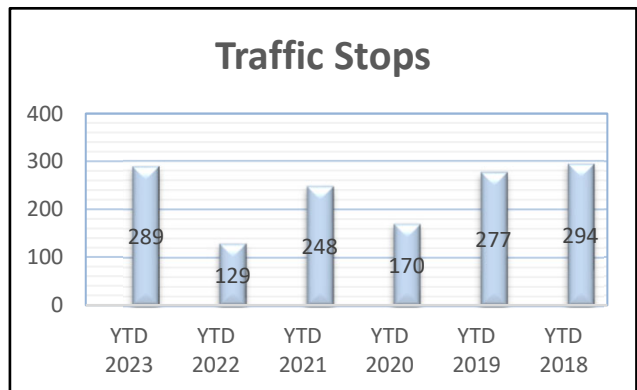
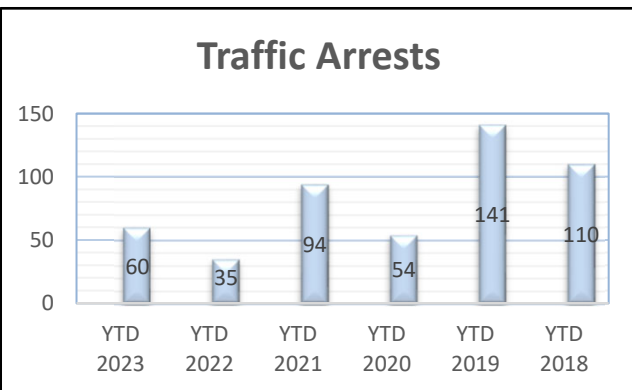
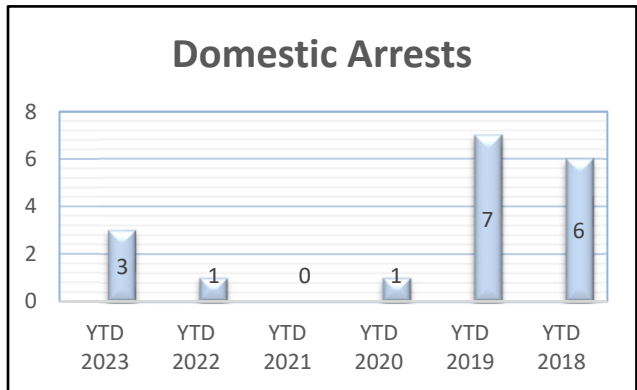
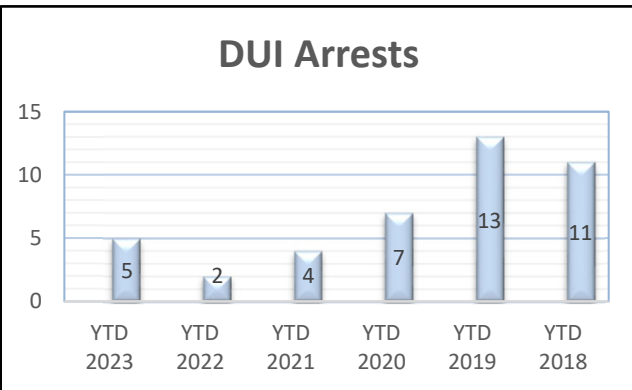

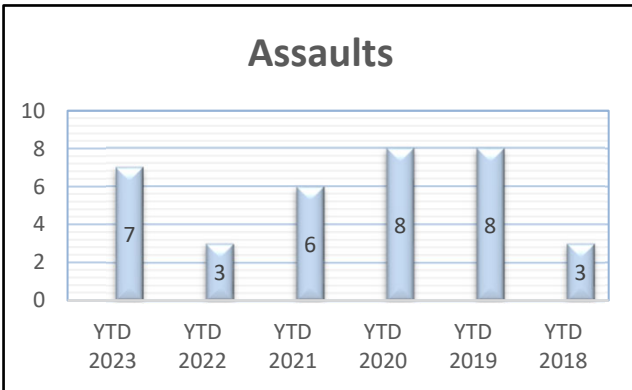




OFFENSE	JAN	FEB	MAR	APR	MAY	JUN	JUL	AUG	SEP	OCT	NOV	DEC	YTD 2023	YTD 2022
Call for Service	118	82	105	146	167	168	126						912	778
Burglaries	0	1	0	2	0	2	0						5	1
Thefts	2	1	2	1	4	5	0						15	9
Crim Sex Conduct	0	0	0	0	0	0	0						0	0
Assault	0	0	0	3	2	0	2						7	3
Dam to Property	0	0	0	0	0	0	0						0	5
Harass Comm	0	0	0	0	0	0	0						0	0
PI Accidents	3	2	1	2	2	2	2						14	9
PD Accidents	7	4	6	5	4	4	5						35	40
Felony Arrests	0	3	0	1	1	0	0						5	0
Gross Misd Arrests	0	1	2	1	2	1	0						7	1
Misd Arrests	1	0	5	5	1	3	5						20	6
DUI Arrests	0	1	2	0	0	1	1						5	2
Domestic Arrests	0	0	0	0	2	0	1						3	1
Warrant Arrests	1	1	1	0	1	0	0						4	6
Traffic Stop	52	26	40	42	28	33	68						289	225
Traffic Arrests	9	9	10	7	6	3	16						60	35





OFFENSE	JAN	FEB	MAR	APR	MAY	JUN	JUL	AUG	SEP	OCT	NOV	DEC	YTD 2023	YTD 2022
Bar None Facility	3	1	3	5	0	3	3						18	19
Alarms	3	6	3	5	2	3	5						27	37
Animal Complaints	9	8	5	16	18	11	7						74	60
Fire	1	0	1	0	1	0	1						4	2
MV Complaints	0	0	0	0	1	0	0						1	0
Medicals	11	11	12	13	20	12	8						87	98
Ordinance	1	0	0	0	0	0	0						1	7
2023 TOTALS	28	26	24	39	42	29	24	0	0	0	0	0	212	223

