


**PATROL DIVISION**

**CITY OF ANDOVER - OCTOBER 2023**

OFFENSE	JAN	FEB	MAR	APR	MAY	JUN	JUL	AUG	SEP	OCT	NOV	DEC	YTD 2023	YTD 2022
Call for Service	949	899	940	1,178	1,284	1,270	1,201	1,217	1,137	1,079			11,154	10,764
Burglaries	1	1	1	1	2	2	1	3	0	0			12	10
Thefts	26	18	21	24	22	21	23	12	14	14			195	290
Crim Sex	2	1	1	2	1	0	1	2	1	0			11	12
Assault	1	6	4	5	6	3	8	2	3	2			40	26
Dam Property	6	0	0	1	4	3	5	2	4	7			32	60
Harr Comm	0	0	0	0	0	0	0	0	1	0			1	4
PI Accidents	9	9	3	6	11	8	7	7	10	10			80	74
PD Accidents	48	39	33	36	39	42	32	33	43	33			378	399
Medical	75	145	125	143	135	133	131	163	144	144			1,338	1324
Animal Comp	33	38	52	50	69	53	83	60	43	68			549	564
Alarms	37	26	27	29	39	38	42	51	50	34			373	363
Felony Arrests	10	7	6	7	8	7	1	2	3	4			55	39
GM Arrests	8	7	7	6	10	3	7	5	7	8			68	37
Misd Arrests	10	6	19	14	25	12	34	17	10	14			161	175
DUI Arrests	6	5	8	6	9	3	13	7	4	9			70	44
Drug Arrests	4	1	6	3	2	3	1	0	2	1			23	27
Domestic Arrest	0	2	3	2	3	2	7	3	2	4			28	27
Warrant Arrest	5	3	13	8	6	6	12	12	5	8			78	51
Traffic Stops	219	214	323	304	299	339	348	327	302	284			2,959	2408
Traffic Arrests	44	56	66	60	53	50	83	48	79	69			608	784

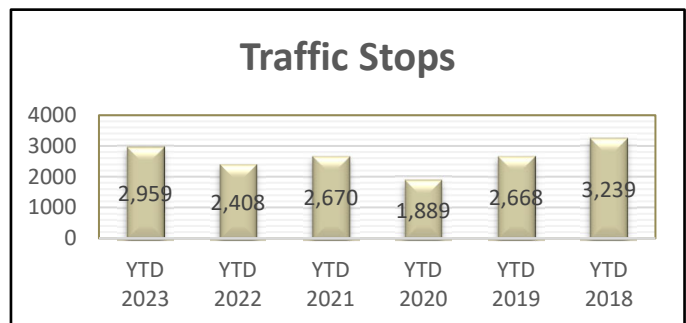
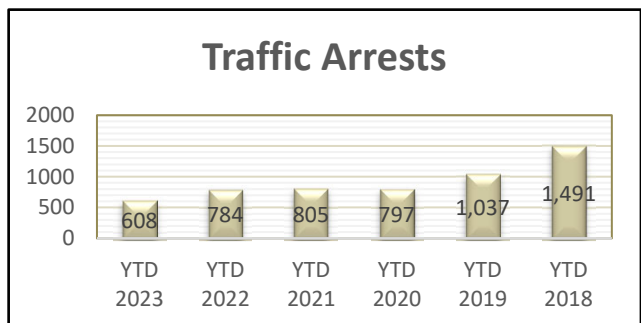

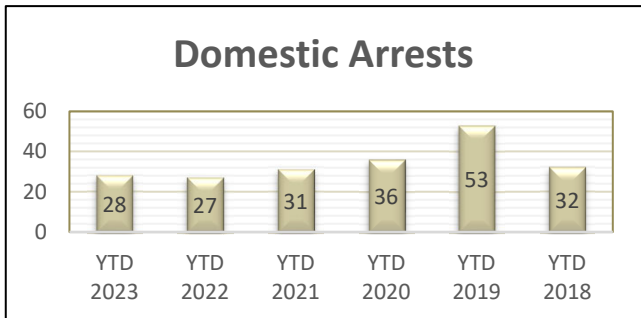

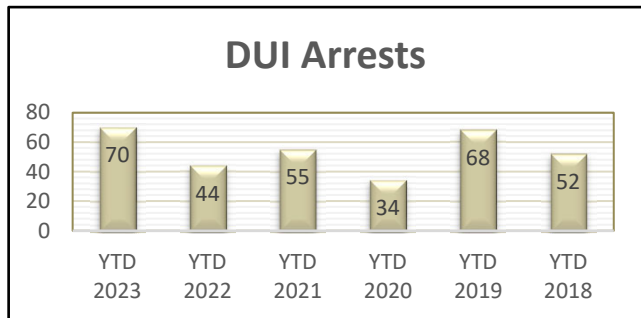
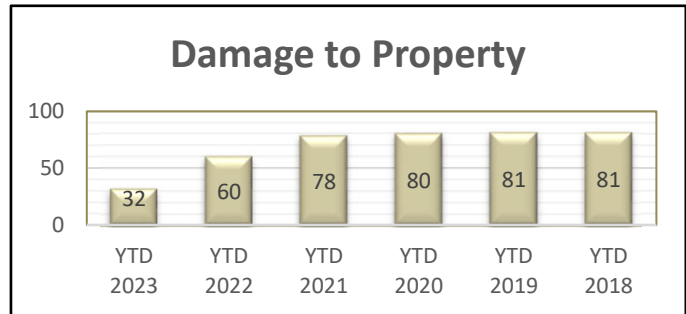


**DUI Offenses:**

Day of Week:	Sunday	Monday	Tuesday	Wednesday	Thursday	Friday	Saturday
Time:	12:55 AM	2:11 AM					7:39 PM
	3:11 AM	10:37 PM					9:56 PM
	11:24 PM						
	2:15 AM						
	1:11 AM						



**CITY OF ANDOVER**

**YEAR TO DATE - OCTOBER 2018-2023**



# ANOKA COUNTY SHERIFF'S OFFICE MONTHLY REPORT

PATROL DIVISION

CITY OF ANDOVER CSO'S ACTIVITY - JANUARY - OCTOBER 2023

OFFENSE	JAN	FEB	MAR	APR	MAY	JUN	JUL	AUG	SEP	OCT	NOV	DEC	YTD 2023	YTD 2022
Call for Service	84	128	155	188	213	202	207	132	144	171			1,624	980
Accident Assist	7	12	5	11	14	14	13	6	13	13			108	81
Vehicle Lock Out	11	22	12	10	10	16	25	16	13	11			146	84
Extra Patrol	7	5	17	15	5	2	2	2	6	15			76	147
House Check	0	0	0	0	0	0	0	0	0	0			0	0
Business Check	0	0	0	0	0	0	0	0	0	0			0	0
Animal Complaints	15	21	20	29	39	44	47	26	23	38			302	227
Traffic Assist	0	0	0	2	1	0	1	1	0	0			5	23
Aids: Agency	1	0	0	0	8	6	0	0	0	0			15	167
Aids: Public	50	65	99	116	129	120	116	75	84	92			946	439
Paper Service	0	0	0	0	0	0	0	0	0	0			0	0
Inspections	0	0	0	0	0	0	0	0	0	0			0	0
Ordinance Viol	0	3	2	5	7	5	3	6	5	2			38	43

