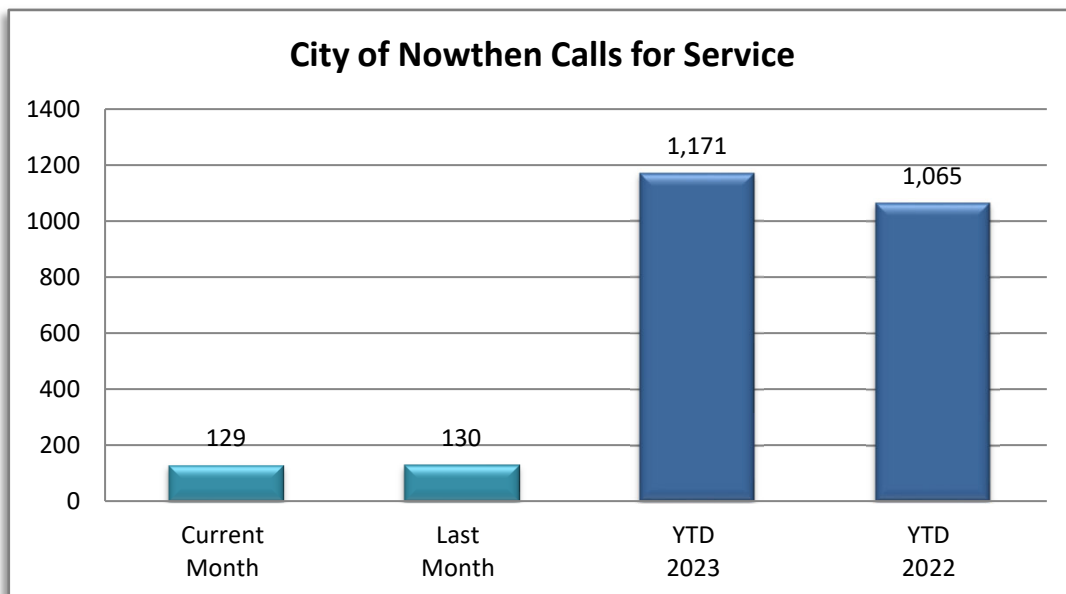
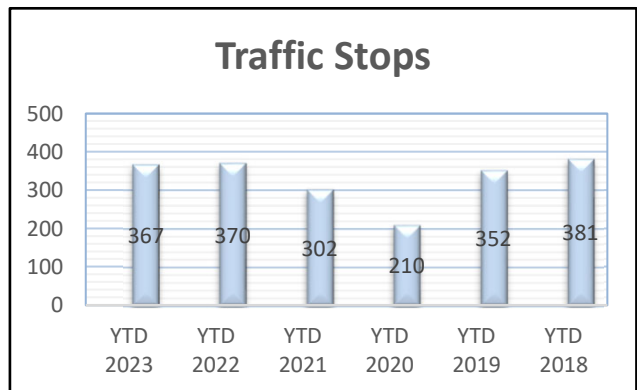
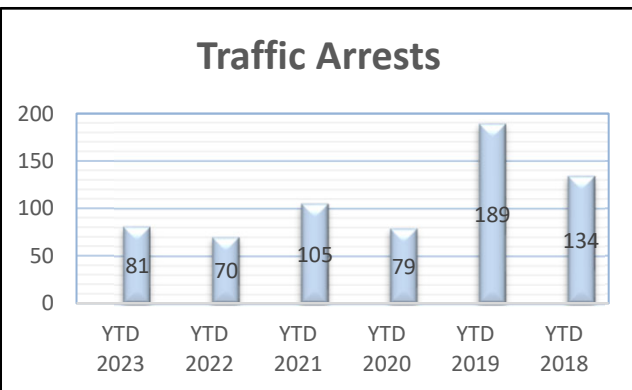
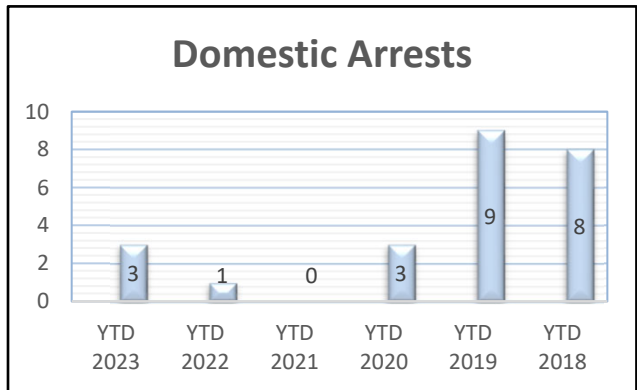
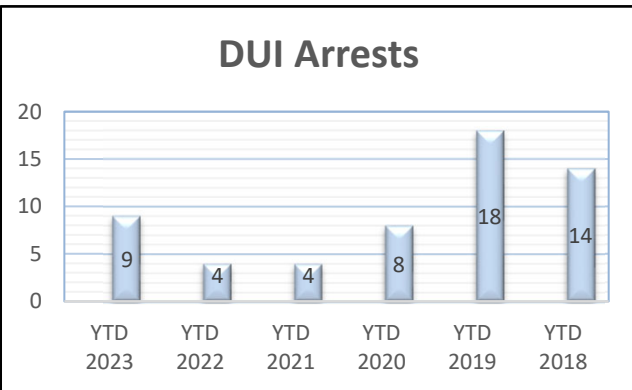
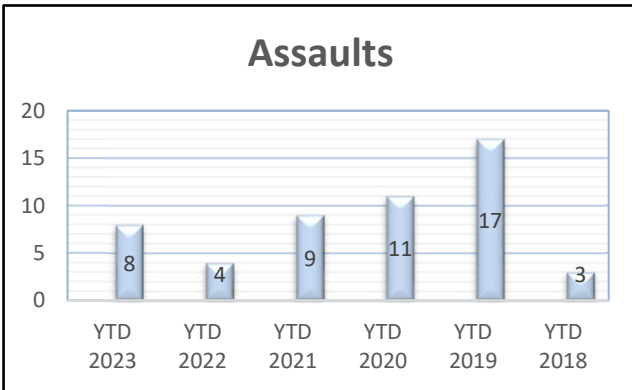




OFFENSE	JAN	FEB	MAR	APR	MAY	JUN	JUL	AUG	SEP	OCT	NOV	DEC	YTD 2023	YTD 2022
Call for Service	118	82	105	146	167	168	126	130	129				1,171	1,065
Burglaries	0	1	0	2	0	2	0	0	0				5	3
Thefts	2	1	2	1	4	5	0	0	5				20	15
Crim Sex Conduct	0	0	0	0	0	0	0	1	0				1	0
Assault	0	0	0	3	2	0	2	0	1				8	4
Dam to Property	0	0	0	0	0	0	0	2	1				3	7
Harass Comm	0	0	0	0	0	0	0	0	0				0	0
PI Accidents	3	2	1	2	2	2	2	0	2				16	14
PD Accidents	7	4	6	5	4	4	5	8	4				47	54
Felony Arrests	0	3	0	1	1	0	0	2	2				9	3
Gross Misd Arrests	0	1	2	1	2	1	0	5	4				16	3
Misd Arrests	1	0	5	5	1	3	5	1	2				23	12
DUI Arrests	0	1	2	0	0	1	1	2	2				9	4
Domestic Arrests	0	0	0	0	2	0	1	0	0				3	1
Warrant Arrests	1	1	1	0	1	0	0	1	3				8	10
Traffic Stop	52	26	40	42	28	33	68	44	34				367	370
Traffic Arrests	9	9	10	7	6	3	16	16	5				81	70





OFFENSE	JAN	FEB	MAR	APR	MAY	JUN	JUL	AUG	SEP	OCT	NOV	DEC	YTD 2023	YTD 2022
Bar None Facility	3	1	3	5	0	3	3	2	4				24	24
Alarms	3	6	3	5	2	3	5	9	5				41	44
Animal Complaints	9	8	5	16	18	11	7	14	6				94	81
Fire	1	0	1	0	1	0	1	0	0				4	7
MV Complaints	0	0	0	0	1	0	0	0	1				2	8
Medicals	11	11	12	13	20	12	8	15	8				110	121
Ordinance	1	0	0	0	0	0	0	0	1				2	9
<b>2023 TOTALS</b>	<b>28</b>	<b>26</b>	<b>24</b>	<b>39</b>	<b>42</b>	<b>29</b>	<b>24</b>	<b>40</b>	<b>25</b>	<b>0</b>	<b>0</b>	<b>0</b>	<b>277</b>	<b>294</b>

