


PATROL DIVISION

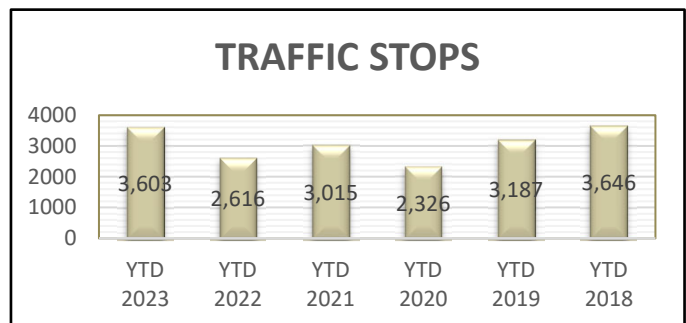
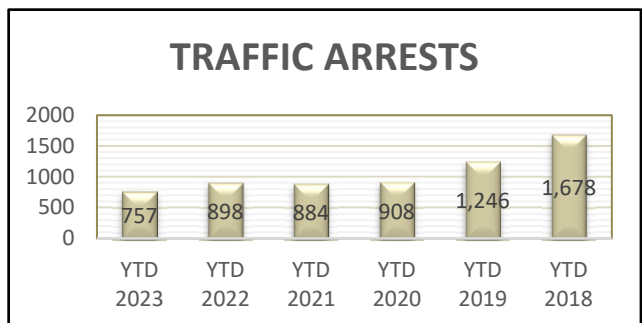
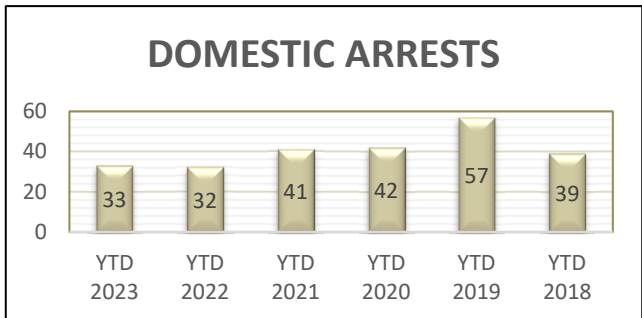
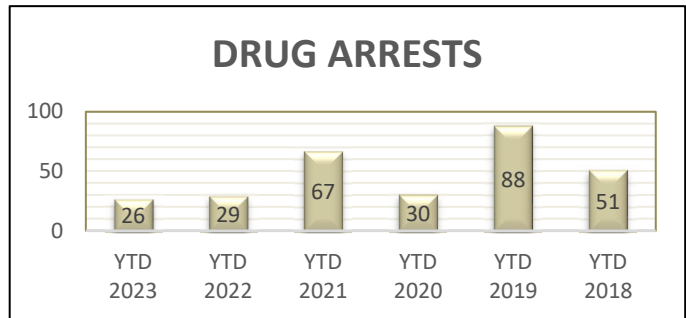
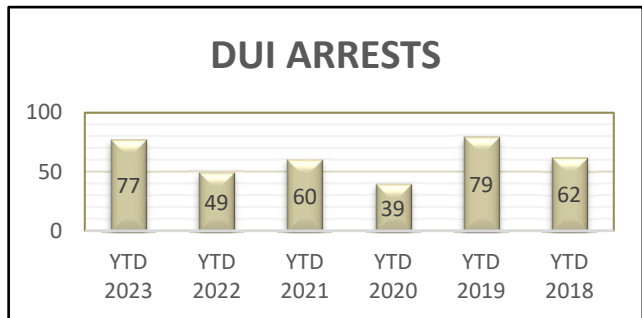
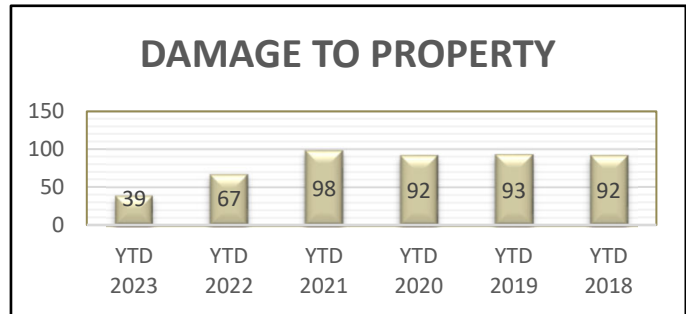
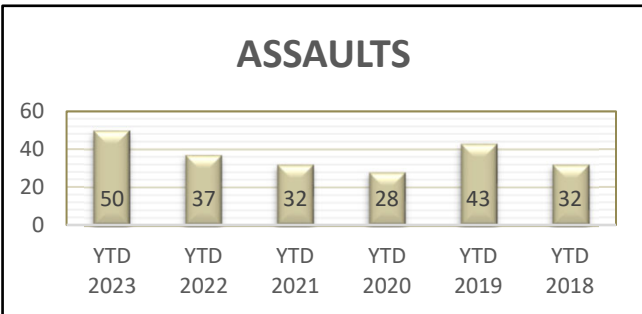
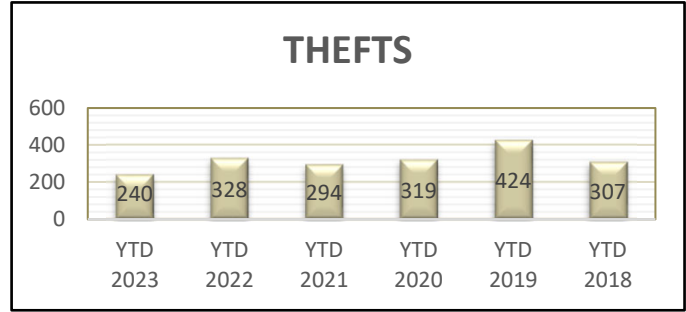

CITY OF ANDOVER - DECEMBER 2023

OFFENSE	JAN	FEB	MAR	APR	MAY	JUN	JUL	AUG	SEP	OCT	NOV	DEC	YTD 2023	YTD 2022
Call for Service	949	899	940	1,178	1,284	1,270	1,201	1,217	1,137	1,079	1,116	1,002	13,272	12,846
Burglaries	1	1	1	1	2	2	1	3	0	0	1	0	13	11
Thefts	26	18	21	24	22	21	23	12	14	14	24	21	240	328
Crim Sex	2	1	1	2	1	0	1	2	1	0	0	0	11	16
Assault	1	6	4	5	6	3	8	2	3	2	5	5	50	37
Dam Property	6	0	0	1	4	3	5	2	4	7	1	6	39	67
Harr Comm	0	0	0	0	0	0	0	0	1	0	1	1	3	4
PI Accidents	9	9	3	6	11	8	7	7	10	10	5	8	93	84
PD Accidents	48	39	33	36	39	42	32	33	43	33	53	41	472	515
Medical	75	145	125	143	135	133	131	163	144	144	145	157	1,640	1611
Animal Comp	33	38	52	50	69	53	83	60	43	68	56	51	656	669
Alarms	37	26	27	29	39	38	42	51	50	34	43	36	452	452
Felony Arrests	10	7	6	7	8	7	1	2	3	4	12	10	77	46
GM Arrests	8	7	7	6	10	3	7	5	7	8	6	10	84	46
Misd Arrests	10	6	19	14	25	12	34	17	10	14	18	17	196	201
DUI Arrests	6	5	8	6	9	3	13	7	4	9	4	3	77	49
Drug Arrests	4	1	6	3	2	3	1	0	2	1	1	2	26	29
Domestic Arrest	0	2	3	2	3	2	7	3	2	4	3	2	33	32
Warrant Arrest	5	3	13	8	6	6	12	12	5	8	6	10	94	60
Traffic Stops	219	214	323	304	299	339	348	327	302	284	328	316	3,603	2616
Traffic Arrests	44	56	66	60	53	50	83	48	79	69	71	78	757	898

DUI Offenses:

Day of Week:	Sunday	Monday	Tuesday	Wednesday	Thursday	Friday	Saturday
Time:	6:23 PM					9:16 PM	1:24 AM





ANOKA COUNTY SHERIFF'S OFFICE MONTHLY REPORT

PATROL DIVISION

CITY OF ANDOVER CSO'S ACTIVITY - JANUARY - DECEMBER 2023

OFFENSE	JAN	FEB	MAR	APR	MAY	JUN	JUL	AUG	SEP	OCT	NOV	DEC	YTD 2023	YTD 2022
Call for Service	84	128	155	188	213	202	207	132	144	171	192	144	1,960	1,241
Accident Assist	7	12	5	11	14	14	13	6	13	13	19	10	137	100
Vehicle Lock Out	11	22	12	10	10	16	25	16	13	11	17	15	178	110
Extra Patrol	7	5	17	15	5	2	2	2	6	15	12	11	99	182
House Check	0	0	0	0	0	0	0	0	0	0	0	0	0	0
Business Check	0	0	0	0	0	0	0	0	0	0	0	0	0	0
Animal Complaints	15	21	20	29	39	44	47	26	23	38	37	31	370	281
Traffic Assist	0	0	0	2	1	0	1	1	0	0	0	0	5	23
Aids: Agency	1	0	0	0	8	6	0	0	0	0	1	6	22	167
Aids: Public	50	65	99	116	129	120	116	75	84	92	88	69	1,103	560
Paper Service	0	0	0	0	0	0	0	0	0	0	0	0	0	0
Inspections	0	0	0	0	0	0	0	0	0	0	0	0	0	0
Ordinance Viol	0	3	2	5	7	5	3	6	5	2	1	2	41	49

