


PATROL DIVISION

CITY OF ANDOVER - JANUARY - SEPTEMBER 2024

OFFENSE	JAN	FEB	MAR	APR	MAY	JUN	JUL	AUG	SEP	OCT	NOV	DEC	YTD 2024	YTD 2023
Call for Service	1,049	887	950	1,044	1,240	1,201	1,220	1,143	1,212				9,946	10,075
Burglaries	1	2	2	1	0	2	2	3	3				16	12
Thefts	22	17	15	20	23	18	24	22	24				185	181
Crim Sex	4	1	0	1	0	0	2	0	1				9	11
Assault	2	6	4	6	14	4	4	1	4				45	38
Dam Property	3	5	3	9	11	14	8	5	7				65	25
Harr Comm	1	3	0	0	0	0	0	1	0				5	1
PI Accidents	5	5	4	3	11	12	12	9	11				72	70
PD Accidents	31	42	29	38	47	33	28	34	29				311	345
Medical	165	113	147	123	146	139	139	129	138				1,239	1194
Animal Comp	34	47	61	57	95	78	51	53	57				533	481
Alarms	33	35	51	27	43	35	49	47	42				362	339
Felony Arrests	2	3	4	6	8	5	3	2	9				42	51
GM Arrests	4	5	4	6	9	7	10	6	8				59	60
Misd Arrests	10	24	12	25	27	20	27	8	20				173	147
DUI Arrests	1	3	7	3	6	5	9	6	11				51	61
Drug Arrests	0	0	3	2	1	1	0	2	1				10	21
Domestic Arrest	3	6	1	4	6	3	2	1	1				27	24
Warrant Arrest	2	2	6	5	4	4	4	5	6				38	70
Traffic Stops	280	265	294	290	334	392	456	410	424				3,145	2675
Traffic Arrests	81	76	83	92	94	95	147	97	122				887	539

DUI Offenses:

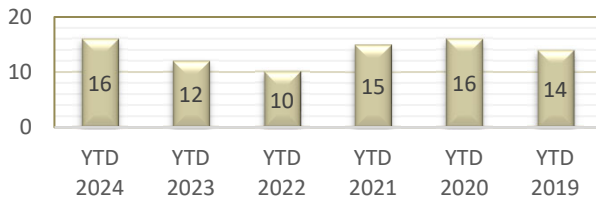
Day of Week:	Sunday	Monday	Tuesday	Wednesday	Thursday	Friday	Saturday
Time:	2:25 AM	1:50 AM		12:34 AM	9:19 PM	11:53 PM	9:47 PM
		10:13 PM		3:22 AM			3:33 AM
							12:35 AM
							8:32 PM



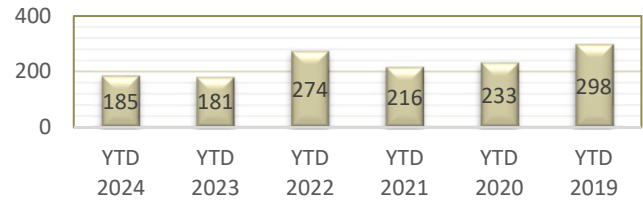
CITY OF ANDOVER

YEAR TO DATE - SEPTEMBER 2019-2024

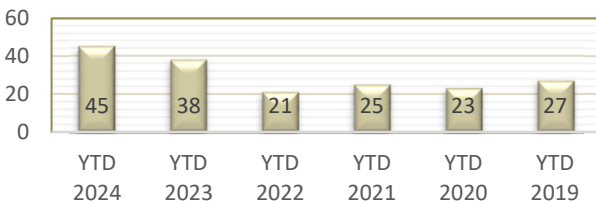
BURGLARIES



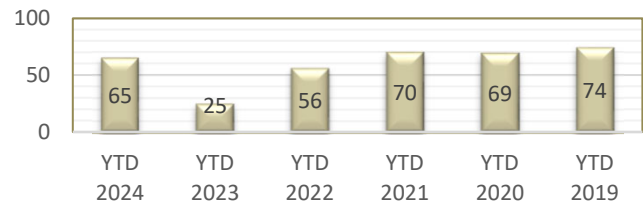
THEFTS



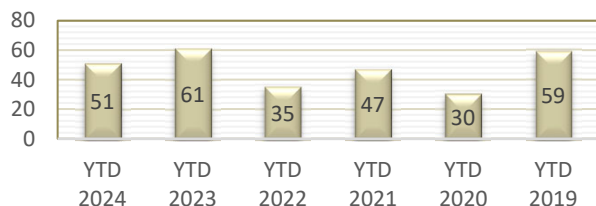
ASSAULTS




DAMAGE TO PROPERTY




DUI ARRESTS




DRUG ARRESTS




DOMESTIC ARRESTS



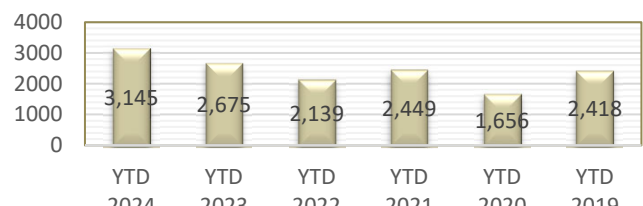
WARRANT ARRESTS



TRAFFIC ARRESTS



TRAFFIC STOPS



ANOKA COUNTY SHERIFF'S OFFICE MONTHLY REPORT

PATROL DIVISION

CITY OF ANDOVER CSO'S ACTIVITY - JANUARY-SEPTEMBER 2024

OFFENSE	JAN	FEB	MAR	APR	MAY	JUN	JUL	AUG	SEP	OCT	NOV	DEC	YTD 2024	YTD 2023
Call for Service	114	98	118	124	157	191	164	235	242				1,443	1,453
Accident Assist	5	3	3	1	9	15	13	15	22				86	95
Vehicle Lock Out	19	14	7	13	17	15	15	16	14				130	135
Extra Patrol	7	2	1	0	3	0	0	10	4				27	61
House Check	0	0	0	0	0	0	0	0	0				0	0
Business Check	0	0	0	0	0	0	0	0	0				0	0
Animal Complaints	16	25	32	32	48	45	34	47	48				327	264
Traffic Assist	1	2	0	1	1	1	0	0	5				11	5
Aids: Agency	0	2	4	2	8	1	11	10	6				44	15
Aids: Public	63	49	68	67	68	108	86	135	139				783	854
Paper Service	0	0	0	0	0	0	0	0	0				0	0
Inspections	0	0	0	0	0	0	0	0	0				0	0
Ordinance Viol	3	1	3	8	3	6	5	2	4				35	36

