


PATROL DIVISION

CITY OF ANDOVER - JANUARY - DECEMBER 2024

OFFENSE	JAN	FEB	MAR	APR	MAY	JUN	JUL	AUG	SEP	OCT	NOV	DEC	YTD 2024	YTD 2023
Call for Service	1,049	887	950	1,044	1,240	1,201	1,220	1,143	1,212	1,279	1,074	971	13,270	13,272
Burglaries	1	2	2	1	0	2	2	3	3	1	2	1	20	13
Thefts	22	17	15	20	23	18	24	22	24	23	16	19	243	240
Crim Sex	4	1	0	1	0	0	2	0	1	3	4	1	17	11
Assault	2	6	4	6	14	4	4	1	4	3	5	5	58	50
Dam Property	3	5	3	9	11	14	8	5	7	7	6	7	85	39
Harr Comm	1	3	0	0	0	0	0	1	0	0	0	0	5	3
PI Accidents	5	5	4	3	11	12	12	9	11	13	5	14	104	93
PD Accidents	31	42	29	38	47	33	28	34	29	49	52	47	459	472
Medical	165	113	147	123	146	139	139	129	138	148	142	149	1,678	1,640
Animal Comp	34	47	61	57	95	78	51	53	57	69	69	46	717	656
Alarms	33	35	51	27	43	35	49	47	42	44	29	40	475	452
Felony Arrests	2	3	4	6	8	5	3	2	9	4	2	7	55	77
GM Arrests	4	5	4	6	9	7	10	6	8	9	10	11	89	84
Misd Arrests	10	24	12	25	27	20	27	8	20	34	17	16	240	196
DUI Arrests	1	3	7	3	6	5	9	6	11	12	10	10	83	77
Drug Arrests	0	0	3	2	1	1	0	2	1	2	0	1	13	26
Domestic Arrest	3	6	1	4	6	3	2	1	1	2	1	2	32	33
Warrant Arrest	2	2	6	5	4	4	4	5	6	6	3	5	52	94
Traffic Stops	280	265	294	290	334	392	456	410	424	492	329	325	4,291	3,603
Traffic Arrests	81	76	83	92	94	95	147	97	122	127	66	99	1,179	757


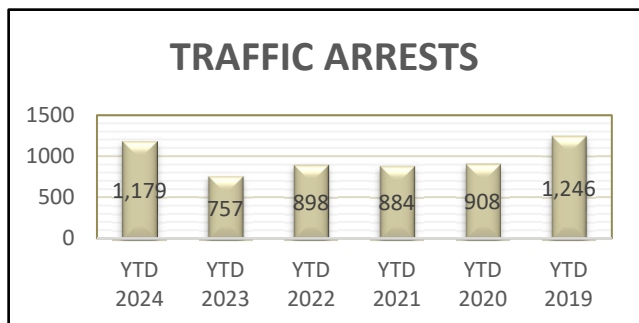
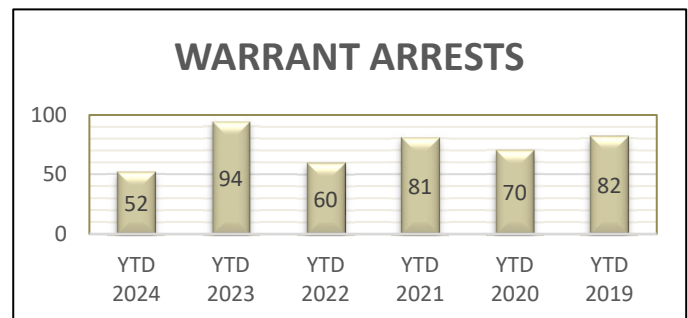
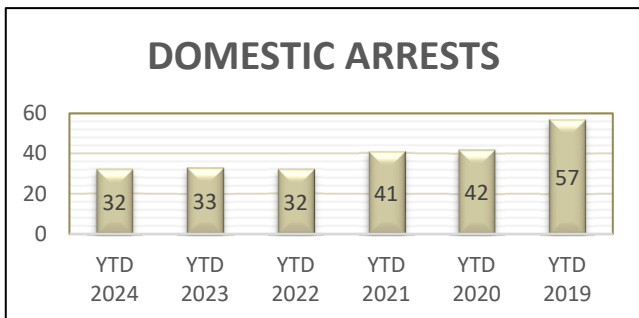
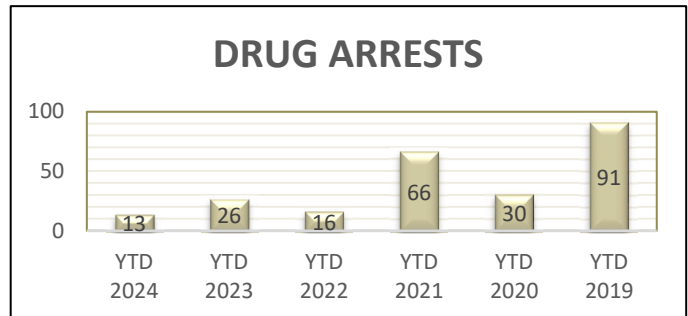
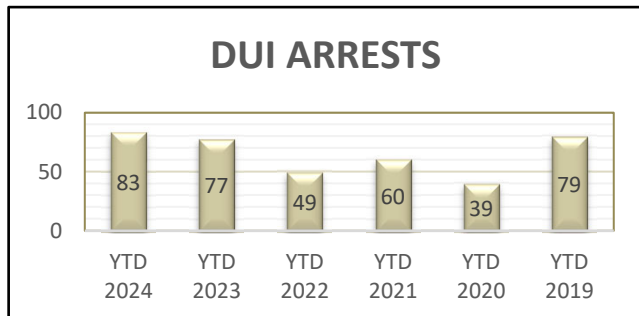
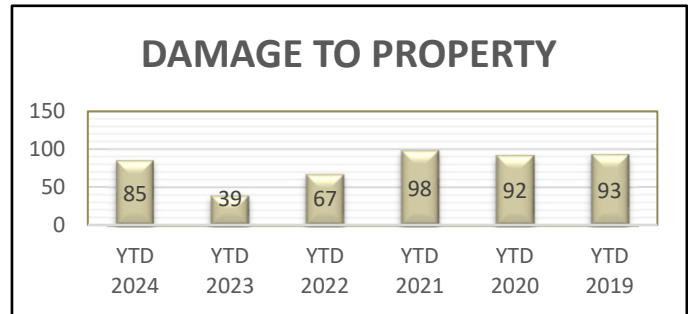

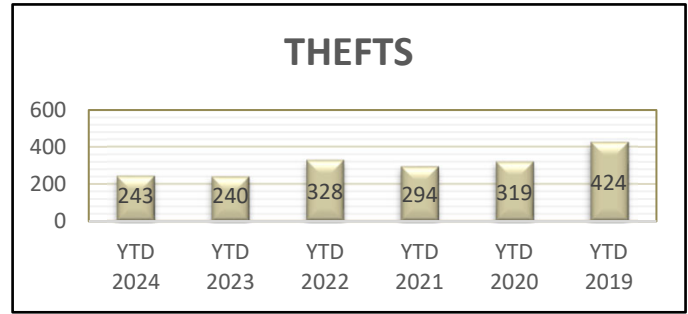

DUI Offenses:

Day of Week:	Sunday	Monday	Tuesday	Wednesday	Thursday	Friday	Saturday
Time:	10:02 PM	8:27 PM	8:50 PM	4:52 PM			
	1:36 AM	1:10 AM	9:51 PM	9:17 PM			
			11:03 AM	12:01 AM			



CITY OF ANDOVER

YEAR TO DATE - DECEMBER 2019-2024



ANOKA COUNTY SHERIFF'S OFFICE MONTHLY REPORT

PATROL DIVISION

CITY OF ANDOVER CSO'S ACTIVITY - JANUARY-DECEMBER 2024

OFFENSE	JAN	FEB	MAR	APR	MAY	JUN	JUL	AUG	SEP	OCT	NOV	DEC	YTD 2024	YTD 2023
Call for Service	114	98	118	124	157	191	164	235	242	179	149	128	1,899	1,960
Accident Assist	5	3	3	1	9	15	13	15	22	16	16	9	127	137
Vehicle Lock Out	19	14	7	13	17	15	15	16	14	8	16	14	168	178
Extra Patrol	7	2	1	0	3	0	0	10	4	3	0	2	32	99
House Check	0	0	0	0	0	0	0	0	0	0	0	0	0	0
Business Check	0	0	0	0	0	0	0	0	0	0	0	0	0	0
Animal Complaints	16	25	32	32	48	45	34	47	48	43	34	25	429	370
Traffic Assist	1	2	0	1	1	1	0	0	5	0	1	0	12	5
Aids: Agency	0	2	4	2	8	1	11	10	6	12	5	7	68	22
Aids: Public	63	49	68	67	68	108	86	135	139	97	74	71	1,025	1,103
Paper Service	0	0	0	0	0	0	0	0	0	0	0	0	0	0
Inspections	0	0	0	0	0	0	0	0	0	0	0	0	0	0
Ordinance Viol	3	1	3	8	3	6	5	2	4	0	3	0	38	41

