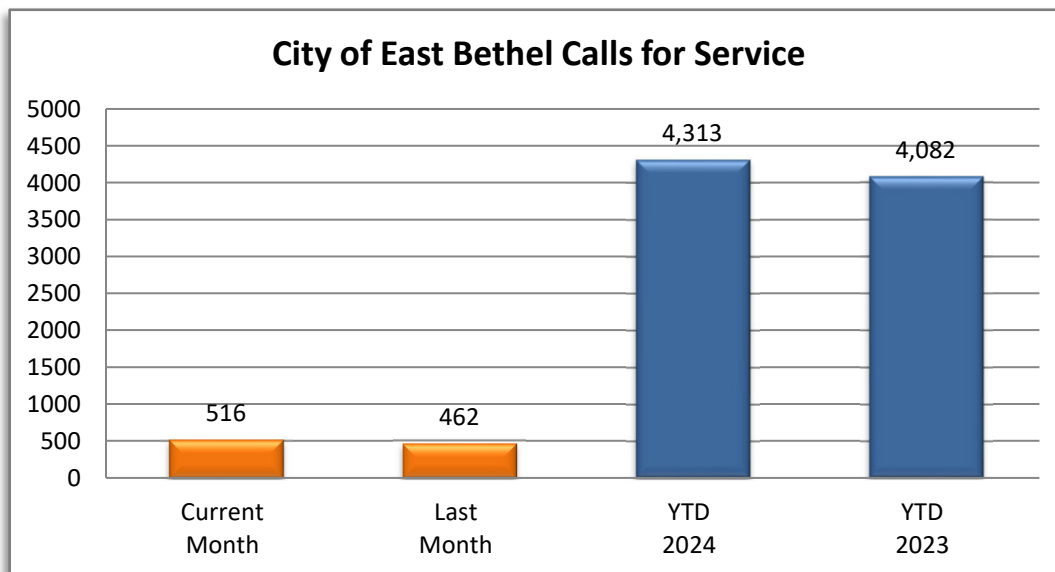


**PATROL DIVISION**

**CITY OF EAST BETHEL - OCTOBER 2024**


OFFENSE	JAN	FEB	MAR	APR	MAY	JUN	JUL	AUG	SEP	OCT	NOV	DEC	YTD 2024	YTD 2023
<b>Calls for Service</b>	<b>363</b>	<b>336</b>	<b>374</b>	<b>409</b>	<b>449</b>	<b>422</b>	<b>442</b>	<b>540</b>	<b>462</b>	<b>516</b>			<b>4,313</b>	<b>4,082</b>
Burglaries	0	1	0	0	0	0	1	0	1	1			4	12
Thefts	5	3	3	2	2	4	4	5	6	5			39	59
Crim Sex Conduct	0	1	1	0	1	2	0	0	0	0			5	7
Assault	5	1	3	4	8	6	4	7	6	4			48	23
Dam to Property	0	5	1	3	4	2	2	2	2	5			26	13
Harass Comm	0	0	0	0	0	0	0	0	0	0			0	0
PI Accidents	4	2	3	7	11	7	6	4	5	4			53	51
PD Accidents	23	16	15	11	29	2	11	10	15	30			162	153
Medical	62	47	59	55	76	58	80	74	63	69			643	585
Animal Complaint	19	24	32	33	38	30	22	39	33	24			294	275
Alarms	24	14	17	13	15	14	16	20	26	23			182	169
Felony Arrests	6	4	2	2	3	6	2	5	5	5			40	15
Gross Misd Arrests	2	2	3	6	7	8	0	6	7	6			47	35
Misd Arrests	10	5	7	8	21	7	15	12	14	6			105	53
DUI Arrests	3	2	2	2	0	3	3	4	3	2			24	20
Drug Arrests	1	1	0	1	0	1	2	1	0	1			8	6
Domestic Arrests	1	0	3	1	1	0	2	2	1	0			11	16
Warrant Arrests	2	3	5	8	2	5	7	6	3	9			50	48
Traffic Stops	106	113	116	128	100	186	135	154	150	200			1,388	1,258
Traffic Arrests	16	32	18	29	26	49	45	42	39	42			338	293




**CITY OF EAST BETHEL**

**YEAR TO DATE - OCTOBER 2019-2024**

**BURGLARIES**




**THEFTS**




**ASSAULTS**




**DAMAGE TO PROPERTY**




**DUI ARRESTS**




**DRUG ARRESTS**




**DOMESTIC ARRESTS**



**WARRANT ARRESTS**



**TRAFFIC ARRESTS**



**TRAFFIC STOPS**

