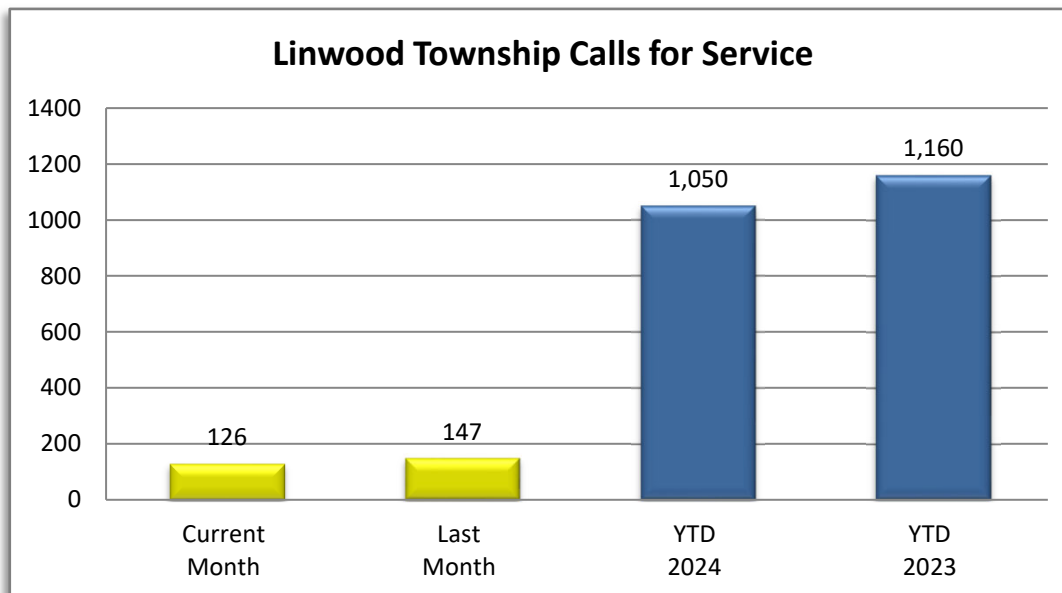


PATROL DIVISION

LINWOOD TOWNSHIP - JANUARY-SEPTEMBER 2024

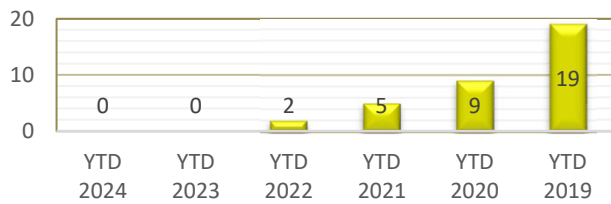
OFFENSE	JAN	FEB	MAR	APR	MAY	JUN	JUL	AUG	SEP	OCT	NOV	DEC	YTD 2024	YTD 2023
Call for Service	109	92	98	124	136	110	108	147	126				1,050	1,160
Burglaries	0	0	0	0	0	0	0	0	0				0	0
Thefts	1	1	0	0	1	1	1	1	2				8	15
Crim Sex Conduct	0	1	0	0	0	0	0	0	0				1	1
Assault	0	1	2	1	1	0	2	0	1				8	6
Dam to Property	0	0	0	2	0	1	2	2	0				7	1
Harass Comm	0	0	0	0	0	0	0	0	0				0	0
PI Accidents	1	0	0	3	0	1	0	1	3				9	10
PD Accidents	2	1	7	3	3	5	1	5	6				33	41
Medical	16	9	13	12	15	16	20	15	21				137	166
Animal Complaint	4	12	4	6	15	11	4	7	11				74	89
Alarms	5	2	3	3	5	5	11	12	10				56	40
Felony Arrests	0	0	1	0	0	0	0	1	2				4	2
Gross Misd Arrests	1	2	1	2	0	0	0	3	1				10	7
Misd Arrests	0	1	3	2	0	0	1	0	1				8	14
DUI Arrests	0	0	0	1	0	0	0	1	1				3	4
Drug Arrests	0	0	0	0	0	0	0	0	0				0	1
Domestic Arrests	0	1	1	0	0	0	1	0	1				4	6
Warrant Arrests	0	0	1	0	2	1	0	1	3				8	12
Traffic Stops	37	26	60	44	40	45	39	28	45				364	593
Traffic Arrests	5	3	6	12	7	7	7	8	6				61	77



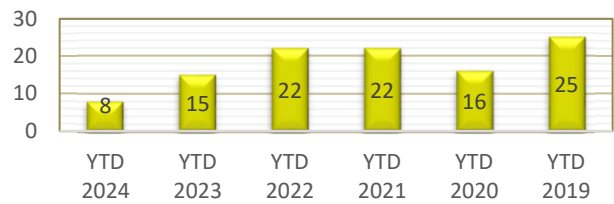
LINWOOD TOWNSHIP

YEAR TO DATE - SEPTEMBER 2019-2024

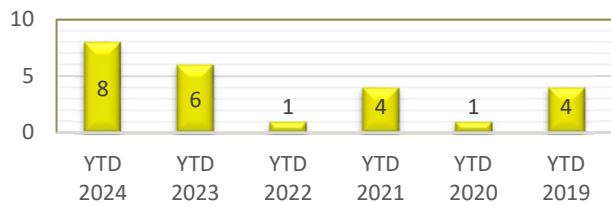
BURGLARIES



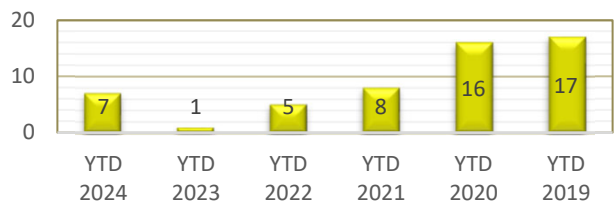
THEFTS



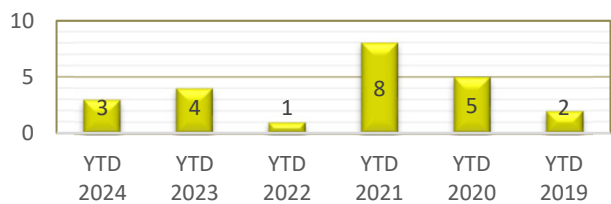
ASSAULTS



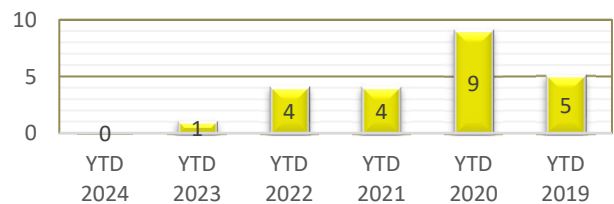
DAMAGE TO PROPERTY



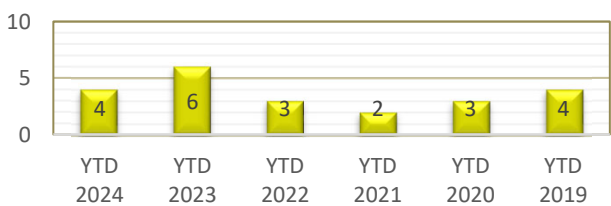
DUI ARRESTS



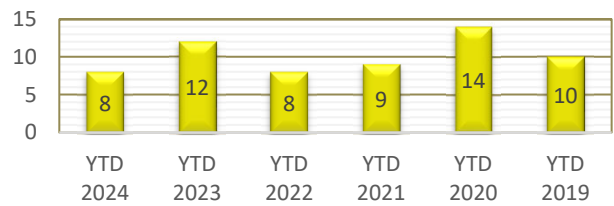
DRUG ARRESTS



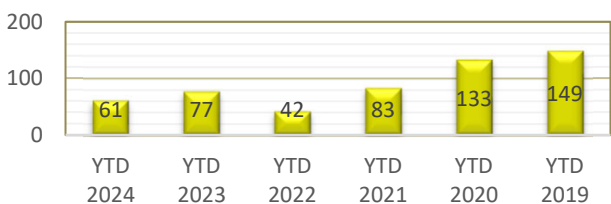
DOMESTIC ARRESTS



WARRANT ARRESTS



TRAFFIC ARRESTS



TRAFFIC STOPS

