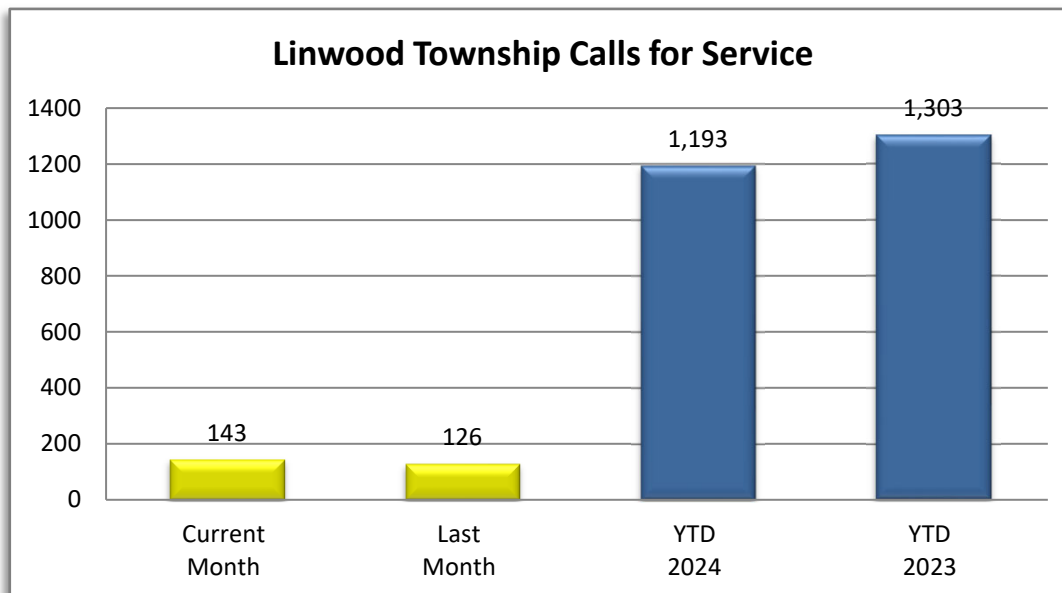


**PATROL DIVISION**

**LINWOOD TOWNSHIP - JANUARY-OCTOBER 2024**

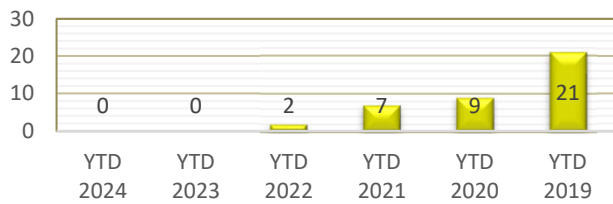
OFFENSE	JAN	FEB	MAR	APR	MAY	JUN	JUL	AUG	SEP	OCT	NOV	DEC	YTD 2024	YTD 2023
<b>Call for Service</b>	<b>109</b>	<b>92</b>	<b>98</b>	<b>124</b>	<b>136</b>	<b>110</b>	<b>108</b>	<b>147</b>	<b>126</b>	<b>143</b>			<b>1,193</b>	<b>1,303</b>
Burglaries	0	0	0	0	0	0	0	0	0	0			0	0
Thefts	1	1	0	0	1	1	1	1	2	0			8	16
Crim Sex Conduct	0	1	0	0	0	0	0	0	0	0			1	1
Assault	0	1	2	1	1	0	2	0	1	0			8	7
Dam to Property	0	0	0	2	0	1	2	2	0	0			7	1
Harass Comm	0	0	0	0	0	0	0	0	0	0			0	0
PI Accidents	1	0	0	3	0	1	0	1	3	2			11	11
PD Accidents	2	1	7	3	3	5	1	5	6	8			41	48
Medical	16	9	13	12	15	16	20	15	21	20			157	193
Animal Complaint	4	12	4	6	15	11	4	7	11	6			80	94
Alarms	5	2	3	3	5	5	11	12	10	4			60	47
Felony Arrests	0	0	1	0	0	0	0	1	2	0			4	2
Gross Misd Arrests	1	2	1	2	0	0	0	3	1	1			11	8
Misd Arrests	0	1	3	2	0	0	1	0	1	0			8	17
DUI Arrests	0	0	0	1	0	0	0	1	1	0			3	5
Drug Arrests	0	0	0	0	0	0	0	0	0	0			0	1
Domestic Arrests	0	1	1	0	0	0	1	0	1	0			4	7
Warrant Arrests	0	0	1	0	2	1	0	1	3	0			8	13
Traffic Stops	37	26	60	44	40	45	39	28	45	54			418	625
Traffic Arrests	5	3	6	12	7	7	7	8	6	6			67	81



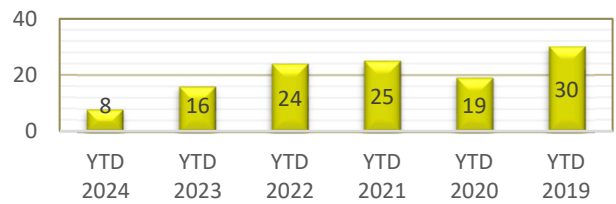
**LINWOOD TOWNSHIP**

**YEAR TO DATE - OCTOBER 2019-2024**

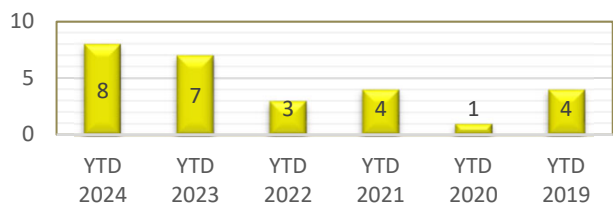
**BURGLARIES**



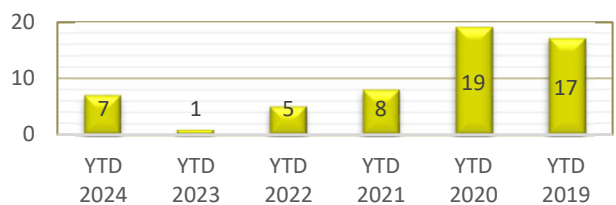
**THEFTS**



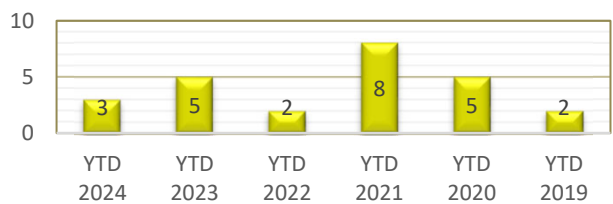
**ASSAULTS**



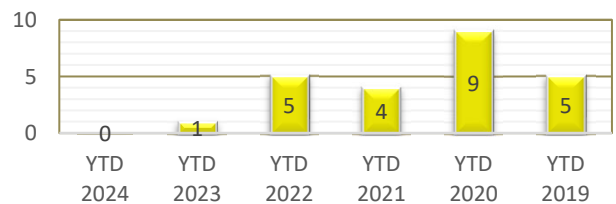
**DAMAGE TO PROPERTY**



**DUI ARRESTS**



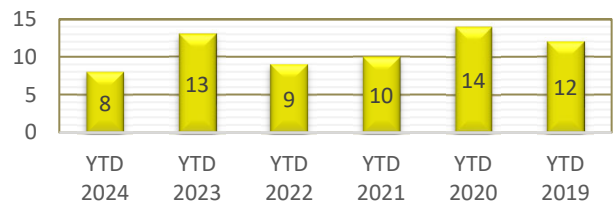
**DRUG ARRESTS**



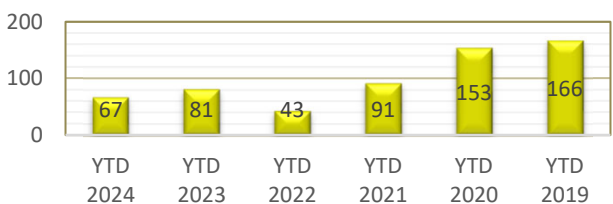
**DOMESTIC ARRESTS**



**WARRANT ARRESTS**



**TRAFFIC ARRESTS**



**TRAFFIC STOPS**

