

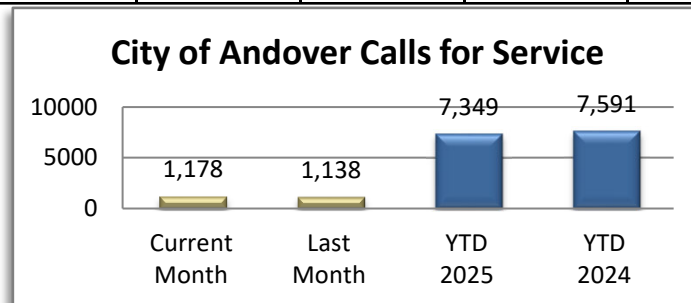
PATROL DIVISION

CITY OF ANDOVER - JULY 2025

OFFENSE	JAN	FEB	MAR	APR	MAY	JUN	JUL	AUG	SEP	OCT	NOV	DEC	YTD 2025	YTD 2024
Call for Service	1,021	908	940	1,052	1,112	1,138	1,178						7,349	7,591
Burglaries	3	1	2	0	2	1	1						10	10
Thefts	22	9	10	15	18	8	16						98	139
Crim Sex	0	2	0	2	3	0	0						7	8
Assault	5	2	1	7	8	6	1						30	40
Dam Property	5	2	4	9	14	3	8						45	53
Harr Comm	0	0	0	0	0	0	0						0	4
PI Accidents	3	3	6	8	10	14	8						52	52
PD Accidents	43	45	30	35	46	47	43						289	247
Medical	161	139	138	121	125	171	140						995	972
Animal Comp	47	29	62	46	50	56	65						355	423
Alarms	31	32	35	35	41	33	49						256	273
Felony Arrests	4	0	4	7	14	5	1						35	31
GM Arrests	6	8	8	9	3	3	2						39	45
Misd Arrests	13	12	10	19	30	15	11						110	145
DUI Arrests	3	9	3	8	5	2	1						31	34
Drug Arrests	0	0	1	0	1	1	0						3	7
Domestic Arrest	3	2	1	5	6	4	2						23	25
Warrant Arrest	4	5	3	10	11	10	5						48	27
Traffic Stops	354	323	460	360	318	286	420						2,521	2,311
Traffic Arrests	91	75	126	111	80	77	96						656	668

DUI Offenses:

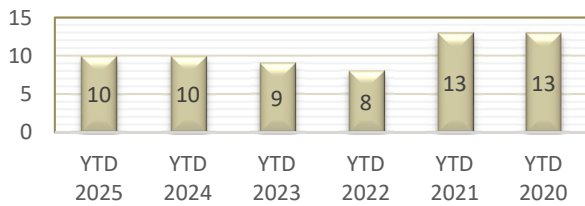
Day of Week:	Sunday	Monday	Tuesday	Wednesday	Thursday	Friday	Saturday
Time:				1:15 A.M.			



CITY OF ANDOVER

YEAR TO DATE - JULY 2020-2025

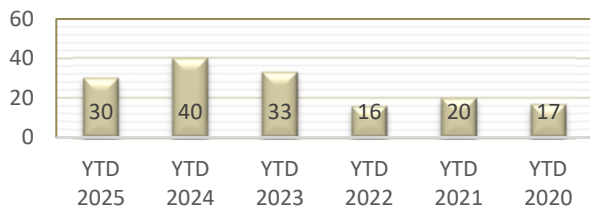
BURGLARIES



THEFTS



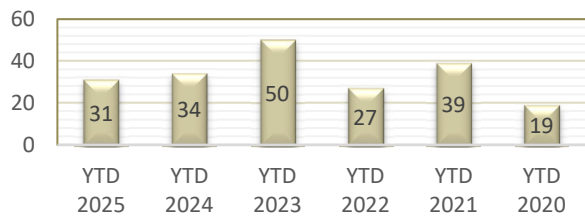
ASSAULTS



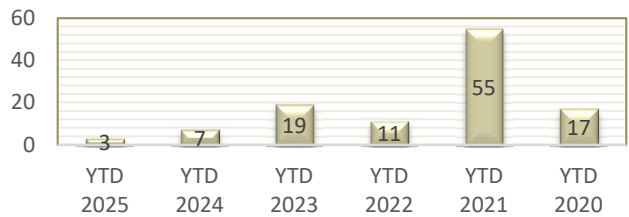
DAMAGE TO PROPERTY



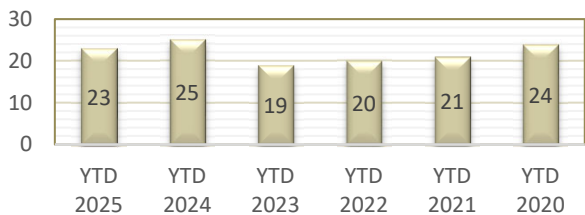
DUI ARRESTS



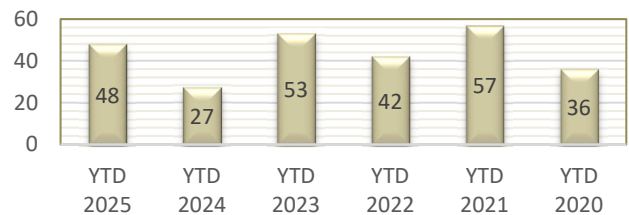
DRUG ARRESTS



DOMESTIC ARRESTS



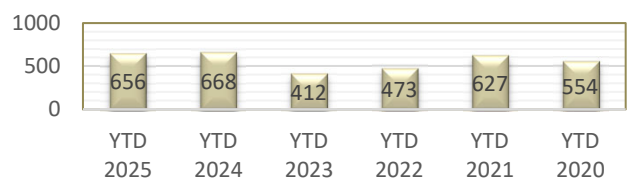
WARRANT ARRESTS



TRAFFIC STOPS



TRAFFIC ARRESTS



ANOKA COUNTY SHERIFF'S OFFICE MONTHLY REPORT

PATROL DIVISION

CITY OF ANDOVER CSO'S ACTIVITY - JULY 2025

OFFENSE	JAN	FEB	MAR	APR	MAY	JUN	JUL	AUG	SEP	OCT	NOV	DEC	YTD 2025	YTD 2024
Call for Service	110	93	115	106	124	137	178						863	966
Accident Assist	4	6	2	4	2	13	15						46	49
Vehicle Lock Out	12	10	6	12	22	9	15						86	100
Extra Patrol	9	13	6	1	0	0	2						31	13
House Check	0	0	0	0	0	0	0						0	0
Business Check	0	0	0	0	0	0	0						0	0
Animal Complaints	24	19	36	25	25	30	39						198	232
Traffic Assist	0	0	0	0	0	0	0						0	6
Aids: Agency	6	3	6	4	12	6	18						55	28
Aids: Public	54	42	58	56	60	77	83						430	509
Paper Service	0	0	0	0	0	0	0						0	0
Inspections	0	0	0	0	0	0	0						0	0
Ordinance Viol	1	0	1	4	3	2	5						16	29

