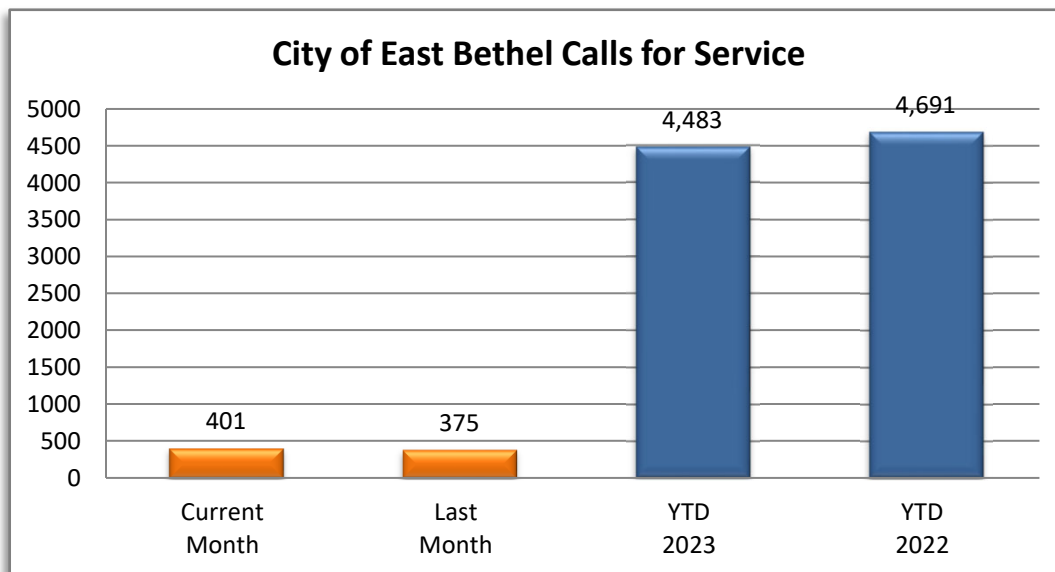


PATROL DIVISION

CITY OF EAST BETHEL - NOVEMBER 2023


OFFENSE	JAN	FEB	MAR	APR	MAY	JUN	JUL	AUG	SEP	OCT	NOV	DEC	YTD 2023	YTD 2022
Calls for Service*	330	360	357	457	485	476	455	411	376	375	401		4,483	4,691
Burglaries	1	0	0	1	3	1	2	1	1	2	1		13	10
Thefts	8	1	7	8	8	2	9	3	5	8	5		64	46
Crim Sex Conduct	1	3	0	0	0	1	1	1	0	0	0		7	6
Assault	0	1	3	1	4	4	1	1	4	4	1		24	10
Dam to Property	0	2	1	1	2	1	1	1	3	1	0		13	16
Harass Comm	0	0	0	0	0	0	0	0	0	0	0		0	1
PI Accidents	8	9	4	5	2	4	2	5	8	4	5		56	58
PD Accidents	19	18	15	14	18	19	16	10	8	16	22		175	178
Medical	59	60	54	60	61	50	70	57	56	58	72		657	570
Animal Complaint	35	31	16	27	30	31	25	17	31	32	20		295	275
Alarms	12	12	14	25	14	23	26	15	11	17	14		183	227
Felony Arrests	0	1	2	2	4	1	4	0	0	1	4		19	10
Gross Misd Arrests	5	5	3	4	2	0	3	2	5	6	6		41	18
Misd Arrests	8	5	5	2	5	7	6	5	6	4	7		60	51
DUI Arrests	2	5	3	3	0	0	2	1	4	0	5		25	10
Drug Arrests	0	0	1	1	0	0	1	1	0	1	0		5	7
Domestic Arrests	0	0	3	1	3	3	1	0	2	3	1		17	13
Warrant Arrests	1	4	5	9	3	2	11	2	5	6	7		55	25
Traffic Stops	190	125	144	186	111	86	112	103	92	109	125		1,383	1,079
Traffic Arrests	28	17	37	77	19	18	22	28	17	30	27		320	320




CITY OF EAST BETHEL

YEAR TO DATE - NOVEMBER 2018-2023


BURGLARIES




THEFTS




ASSAULTS




DAMAGE TO PROPERTY




DUI ARRESTS




DRUG ARRESTS




DOMESTIC ARRESTS



WARRANT ARRESTS



TRAFFIC ARRESTS



TRAFFIC STOPS

