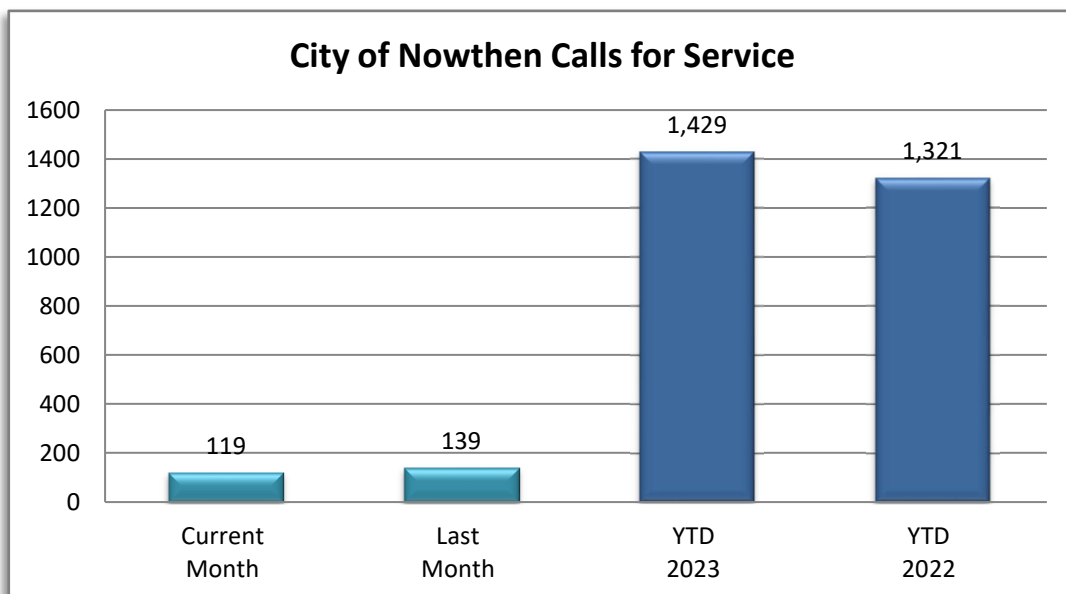


PATROL DIVISION

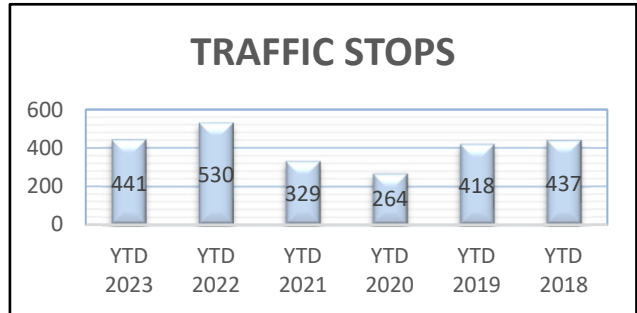
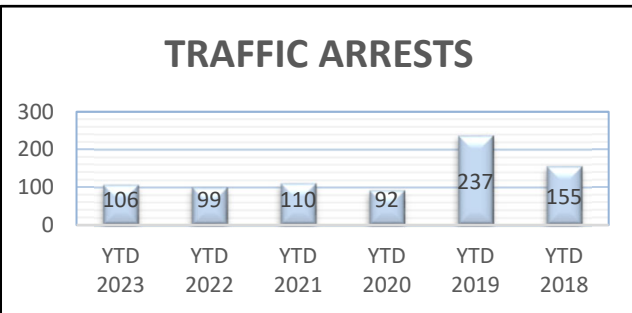
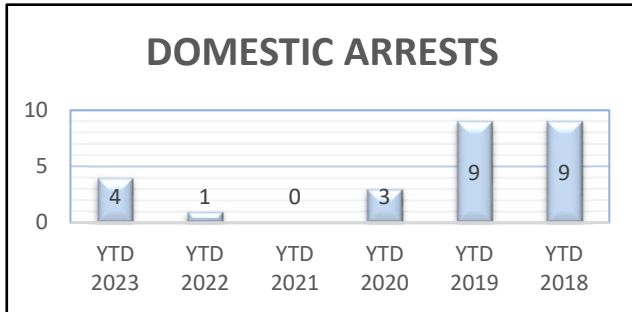
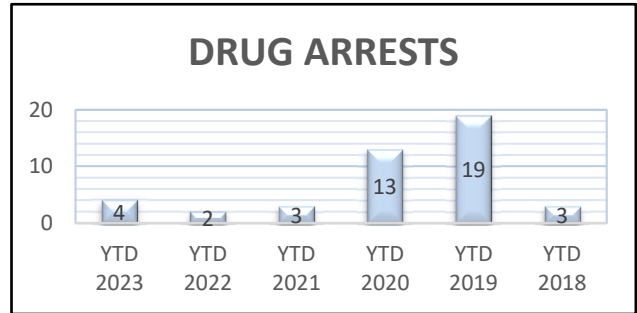

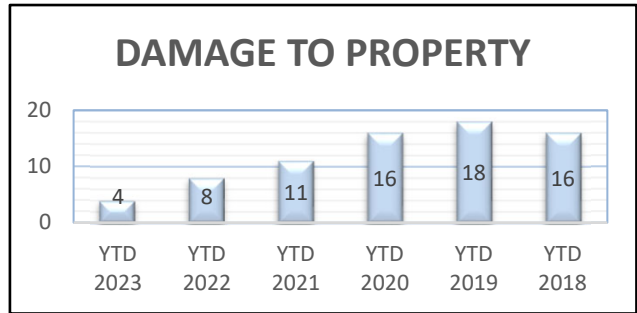
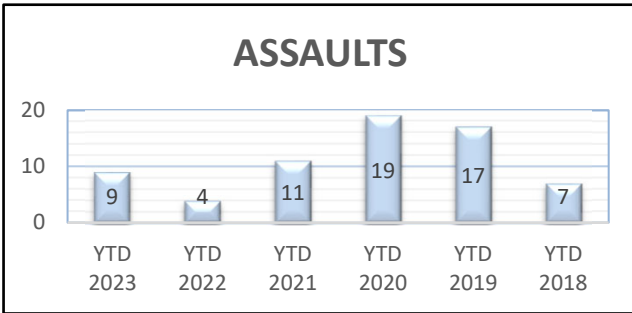


CITY OF NOWTHEN - JANUARY - NOVEMBER 2023

OFFENSE	JAN	FEB	MAR	APR	MAY	JUN	JUL	AUG	SEP	OCT	NOV	DEC	YTD 2023	YTD 2022
Call for Service	118	82	105	146	167	168	126	130	129	139	119		1,429	1,321
Burglaries	0	1	0	2	0	2	0	0	0	2	3		10	4
Thefts	2	1	2	1	4	5	0	0	5	1	1		22	17
Crim Sex Conduct	0	0	0	0	0	0	0	1	0	0	0		1	0
Assault	0	0	0	3	2	0	2	0	1	1	0		9	4
Dam to Property	0	0	0	0	0	0	0	2	1	1	0		4	8
Harass Comm	0	0	0	0	0	0	0	0	0	0	0		0	0
PI Accidents	3	2	1	2	2	2	2	0	2	0	3		19	17
PD Accidents	7	4	6	5	4	4	5	8	4	8	9		64	75
Felony Arrests	0	3	0	1	1	0	0	2	2	1	0		10	3
Gross Misd Arrests	0	1	2	1	2	1	0	5	4	0	1		17	5
Misd Arrests	1	0	5	5	1	3	5	1	2	3	1		27	14
DUI Arrests	0	1	2	0	0	1	1	2	2	0	2		11	4
Drug Arrests	0	0	0	0	0	0	0	2	1	1	0		4	2
Domestic Arrests	0	0	0	0	2	0	1	0	0	1	0		4	1
Warrant Arrests	1	1	1	0	1	0	0	1	3	4	0		12	11
Traffic Stop	52	26	40	42	28	33	68	44	34	46	28		441	530
Traffic Arrests	9	9	10	7	6	3	16	16	5	10	15		106	99



CITY OF NOWTHEN

YEAR TO DATE - NOVEMBER 2018-2023



OFFENSE	JAN	FEB	MAR	APR	MAY	JUN	JUL	AUG	SEP	OCT	NOV	DEC	YTD 2023	YTD 2022
Bar None Facility	3	1	3	5	0	3	3	2	4	1	2		27	33
Alarms	3	6	3	5	2	3	5	9	5	6	6		53	51
Animal Complaints	9	8	5	16	18	11	7	14	6	10	12		116	103
Fire	1	0	1	0	1	0	1	0	0	1	2		7	7
MV Complaints	0	0	0	0	1	0	0	0	1	0	0		2	2
Medicals	11	11	12	13	20	12	8	15	8	13	14		137	158
Ordinance	1	0	0	0	0	0	0	0	1	2	1		5	10
2023 TOTALS	28	26	24	39	42	29	24	40	25	33	37	0	347	364

